浙江兴益风机电器有限公司

总部：浙江台州泽国丹崖工业区

国内：0576-86405888 86405999
国际：0086-86402182 86402768
工程：0576-86422222 86402172
传真：0576-86402254 86402798
网址：Http://www.chinaxingyi.com

上海分公司

地址：上海金山枫泾工业区
国内：021-67350088 67350099
国际：021-67350077
传真：021-67355098 67350066
E-mail:info@chunxiang.com

ZHE JIANG XINGYI CO.,LTD.

Add：Danya Industrial Park, Zeguo Wenling, Zhejiang, China
Tel：0576-86405888 86405999
Tel(Int)：0086-86402182 86402768
Eng：0576-86422222 86402172
Fax：0576-86402254 86402798
Web：Http://www.chinaxingyi.com

Shanghai Branch

Add：Shanghai JinshanFengJing Industrial Zone
Tel：021-67350088 67350099
Tel(Int)：021-67350077
Fax：021-67355098 67350066
E-mail:info@chunxiang.com

经销商 Sales agent

地址 Add

电话 Tel

浙江兴益风机电器有限公司

FSONE 锋尚设计 Tel：18605767770

中国·兴益控股集团

www.chinaxingyi.com

China Famous Trademark

品牌 质量 服务 诚信
Brand Quality Service Integrity

兴益风机 风动全球

HI-TECH ENTERPRISE

兴益风机

BRIEF INTRODUCTION

企业简介

中国兴益控股集团成立于 1994 年，是一家集研发、制造、工贸于一体的大型现代化高端装备制造服务型企业，全资控股浙江兴益风机电器有限公司、上海潮龙焊接设备有限公司、台州兴益机械设备有限公司等 5 家子公司。集团总部位于温岭市泽国镇，至台州机场 9 公里、温岭火车站 2 公里、甬台温高速温岭入口 9 公里，地理位置优越。

公司主要生产各类大型工业风机、外转子风机、离心风机、轴流风机、空调风机、斜流风机、锅炉引风机、消防排烟风机、逆变焊机、智能充电器、等产品。公司通过了 ISO9001 质量体系认证，并取得 3C、CE、RoHS、能效等认证，产品曾获得“国家级高新技术企业”“中国驰名商标”“浙江省名牌”“省重合同、守信用 3A 级企业”“市重点骨干企业”“市重大支持企业”等荣誉。拥有省级中小企业技术中心和风机性能技术研究中心，与浙江大学、西安交大、上海交大、中国风机协会等科研机构建立了长期战略合作关系。多年来，形成了重大自主知识产权的专利技术，多项开发成果获国家级重点新产品、国家火炬计划重点项目。公司长期与中国航天技术有限公司、鞍山钢铁有限公司、中材集团各下属设计院等单位配套生产，产品远销东南亚、南亚、中东、非洲、美洲、欧洲等地区。

兴益集团一贯重视质量和创新，将始终坚持走专业化的道路，通过不懈努力确保在全球顾客和代理商中树立公正、守信和具有强大竞争力的企业形象，并诚挚邀请海内外客户莅临我公司指导洽谈合作。

China Xingyi Holding Group Co., Ltd. established in 1994. She is a large moden enterprise for hi-tech equipments manufacture and service combining in researching, manufacturing and trade industry. She owns 5 branch companies including Zhejiang Xingyi Ventilator Electrical Appliance Co., Ltd., Shanghai Chaolong Welding Equipments Co., Ltd. Taizhou Xingyi Machinery Equipments Co., Ltd., etc. The head office locates in Zeguo Town, Wenling City. The traffic is very convenient. It is 9 km from Taizhou Airport, 2 km from Wenling Railway Station of high-speed train, 9 km from Yong-Tai-Wen highway.

Xingyi Group specializes in many kinds of large industrial fan, external rotor fan, centrifugal fan, axial fan, air-conditional fan, inclined flow fan, boiler used induced fan, fume exhausting fan for fire fighting, inverter welding machine, battery charger, air plasma cutting machine, cut off machine, etc. She approved ISO9001 International Quality System certificate. And the products got the certificates as CCC, CE. RoHS, etc. She has also been honored as“ China High & New Technological Enterprise ” ,“ China Top Brand ” ,“ Zhejiang Name Brand ” ,“ Enterprise of Observing Contract & Keeping Promise of Zhejiang Province ” ,“ Key Industrial Enterprise of Wenling City“ , ”Key Supporting Enterprise of Wenling City ” , etc. She owns province graded technical center of Middle & Small enterprise and Technology research center of fan features. Xingyi Group has cooperated with the institutes as Zhejiang University, Xi ’ an Jiaotong University, Shanghai Jiaotong University, Fan branch of CGMA, etc. She owns a lot of patents with her own intellectual properties. And many projects gained The State New and Key products, key projects of China Torch Program. For many years cooperation with China Aerospace Technology Co., Ltd. Anshan Steel Group Co., Ltd., the Institutes of Sinoma Group, etc, the products are more and more popular all over the world as South East Asia, Middle East, Africa, America, Europe, and so on.

Xingyi Group always pay attention to quality and innovation and insist on the professional development way, And trying to build up fair, promise keeping and Strong competitiveness images among customers, distributors all over the world. Sincerely welcome customers all over the world to visit our company and cooperate with us! OEM and ODM are both welcome!

兴益总部

二厂区

CATALOG
目录

企业形象
Company image 01-02

企业荣誉
Company honor 03-04

FZY 系列外转子轴流风机
Series Axial Fan 05-16

FZY 系列外转子圆形管道风机
Series external rotor circular duct fans 17-24

FZY 系列外转子工频风机
Series outer rotor fan frequency 25-31

FZY 系列外转子高效节能低噪音离心风机
Series external rotor centrifugal fan 32-36

FZY 系列外转子排气风扇
Series outer rotor exhaust fan 37-44

FZY 系列外转子离心式屋顶风机
series outer rotor centrifugal roof fan 45-46

XYDF 系列外转子低噪音离心风机
Series outer rotor motor overview 47-49

DKW 系列外转子空调风机
Series outer rotor motor overview 50-54

SDKW空调风机
Air conditioning fan 52

KDT 系列外转子空调风机
Series outer rotor motor overview 55-58

SKDT空调风机
Air conditioning fan 57

KFV 静音送风机
Silent blower 59

KFV外转子静音风机
Outer Rotor Quiet Fan 60

轴流、混流、斜流系列

T30、KT30型轴流通风机
Model T30/KT30Axial Fan 61

SF系列低噪声轴流通风机
SFSeries Low-noise Axial Fan 62

T35-11、BT35、FT35高效低噪声轴流通风机
High Efficiency Low Noise Axial Fan 63

T35-12高效低噪声铝叶可调轴流风机
High Efficiency Low Noise Aluminum Blade Adjustable Axial Flow Fan 64

T40、KT40型轴流通风机
Model T40/KT40 Axial Fan 64

SFT30低噪声节能轴流风机
Series Energy Saving Low Noise Axial Fan 65

XHF双速管道通风机
Double Speed Pipe Fan 66

QZA系列轴流通风机
QZA Series Axial Fan 66

SJG、FJG型斜流式管道风机
Model SJG、FJG Oblique Flow Pipeline Fan 67

SF移动式低噪声轴流风机
SFSeries Movable Low Noise Axial Fan 68

GZ型水泥窑专用筒体冷却风机
GZSeries Cement Kiln Used Cooling Fan 68

GXF型斜流式管道风机
GXFOblique Flow Pipeline Fan 69

SFG高效轴流通风机
SFGSeries Axial Fan 71

SF-I手提式轴流风机价格
Portable Axial Flow Fan 71

XYG4-70高效低噪声离心轴流风机
XYG4-70High Efficiency Low Noise Circular Fan 72

HL3-2A、PYHL-14A、HLF-6系列低噪声混流风机
Series Low Noise Energy-Saving Mixed-Flow Fan 73

SWF-I、II、III型混流式通风机
Series Mixed-flow Fan 75

JS低噪声方型轴流通风机
Series Low Noise Axial Fan 76

JS-I豪华方型轴流风机
Luxury Square Axial Fan 77

多翼式系列

XYF-I/A/B排油烟低噪声高效离心通风机
Series Multi-vane Low Noise Centrifugal Fan 78

11-62型低噪声多翼离心式通风机
Low Noise Multi-Vane Centrifugal Fan 79

11-66新型高效节能低噪声排油烟通风机
New Type Of High Efficiency And Energy Saving Low Noise Exhaust Soot Blower 80

CF-11型多翼式低噪声离心风机
Low Noise Multi-Vance Centrifugal Fan 81

CF12-50型低噪声多翼离心式通风机
Low-noise Multi-vane centrifugal Fan 82

XYGD迷你型低噪声管道离心通风机
Mini Type Low Noise Centrifugal Duct Fan 84

DF型低噪声离心式鼓风机
Low Noise Centrifugal Blower 85

空调风机系列

BF系列变风量低噪声风箱
Seriesc Low Noise changable Volume Fan Box 86

DKE型双进风空调风机
Double-inlet Air-Conditioner Fan 87

消防排烟系列

DF(HTFC)消防/通风两用离心风机箱
Series Fire Fighting/Ventilating Double Functions Centrifugal Fan Box 88

DF(KDFC)消防/通风两用后向离心风机箱
Series Fire Fighting/Ventilating Double Functions Backwords Centrifugal Fan Box 89

HTF系列消防高温排烟轴流风机
Series Fire-fighting Fume Etraction Axial Fan 90

HTF-V型消防高温排烟混流风机
Mixed-flow Fire-Fighting Heat Fume Extraction Fan 92

屋顶通风系列

WT4-72(DWT-II)离心式屋顶风机
Series Centrifugal Roof Fan 93

TG型无动力屋顶风机
Series No Power Roof Fan 93

WT35-11(DWT-I)型轴流式屋顶通风机
Type Axial Roof Fan 94

RTC全铝制离心屋顶风机
All-aluminum Series Centrifugal Roof Fan 94

排风扇系列

XYG防油烟强力排气扇、排气风扇
Series Oil-smoke Powerful Exhaust Fan 96

离心风机系列

XYF-II A型蜗壳型一般通风换气 B型厨房排油烟专用离心通风机
Centrifugal Fan 97

4-72、B4-72、F4-72型离心式通风机
Centrifugal Fan 98

4-79A、4-2X79E型离心式通风机
Centrifugal Fan 101

4-68型离心式通风机
Centrifugal Fan 102

9-19、9-26型高压离心式通风机
High Pressure Centrifugal Fan 103

CF4-85型高效、低噪声厨房专用离心式通风机
Efficient Low Noise Kitchen Used Centrifugal Fan 105

CF4-88A型高效排油烟离心风机
Efficient Smoke Exhausting Centrifugal Fan 106

XY5-70双出风口离心通风机
Double Outlets Centrifugal Fan 107

C6-48A、C式排尘离心通风机
Dust Exhausting Centrifugal Fan 108

C6-46型排尘离心通风机
Series Dust Exhausting Centrifugal Fan 110

C4-73型排尘离心通风机
Centrifugal Dust Exhausting Fan 112

G/Y6-30锅炉配套通、引风机
Boiler Matching Induced Draft Fan 113

6-30型谷物、粉末输送离心风机
Type Grain and Powder Centrifugal Fan 114

6-33型铝壳高压离心鼓风机
Series Aluminum High Pressure Centrifugal Blower 114

8-09、9-12型高压离心式通风机
High Pressure Centrifugal Fan 115

XQI、XQII型斜槽高压离心通风机
Flute High Pressure Centrifugal Fann 117

XY漩涡风机
Vortex Blower 118

Y5-47型锅炉离心引风机
Series Boiler Induced Draft Fan 119

YW5-47A耐高温锅炉引风机
Boiler Used High Temperature Draft Fan 120

Y5-48型锅炉离心引风机
Series Boiler Induced Draft Fan 121

Y6-41型锅炉离心引风机
Series Boiler Induced Draft Fan 122

KDF系列离心通风机
Centrifugal Fan 123

Y9-19、Y9-26型锅炉引风机
Series Boiler Induced Draught Fan 125

中压风机、鼓风机系列

中压风机
Middle Pressure Blower 127

离心式鼓风机
Centrifugal air blower 128

XYGR型耐高温隔热型锅炉鼓风机
Series High Temperature Boiler Blower 129

电机系列

YC、YL电动机
MOTOR 130

Y、Y2电动机
MOTOR 131

控制线路原理图
Control circuit schematic 133

风机出风角度及传动方式示意图
The fan out of the wind angle and Transmission diagram 134

工程实例
Project examples 135

质量方针
QUALITY POLICY

精心策划
Carefully planned

精心设计
Well designed

精心制造
Painstakingly created

精心服务
Meticulous service

生产流程
PRODUCTION PROCESS

标准化
Standardization

机械化
Mechanization

模具化
Moldization

流水化
Unimpededization

XINGYI IDEA
兴益理念

追求科技创新
抓住发展机遇
瞄准国际市场
诚信优质服务
追求品质卓越
崇尚公平竞争

满足顾客需求,超越顾客期望,持续改进服务,增强顾客满意。
To meet the needs of customers, exceed customer expectations,
the continuous improvement of service, enhance customer satisfaction.

中国驰名商标　高新技术企业

China Famous Trademark
Hi-tech Enterprise

创新是企业的发展之道！

INNOVATION IS THE DEVELOPMENT OF THE ROAD!

兴益自主研发的外转子电机是目前国内最先进的电机之一，
该电机已通过国家检测总局的认可，通过兴益公司不断的技术改进创新，应用于风机一体，
该系列风机全部通过国家专利认证，具有体型小、效率高、能耗低、噪音低、封闭性好等特点，
在正常情况下，使用寿命可长达十年。

Xingyi independently developed external rotor motor is one of the most advanced motor,
The motor has been approved by the State Administration of detection, Improvement and innovation through the company
continued Xingyi technology for one fan, Fans of the series all through the national patent certification,
Has a small size, high efficiency, low energy consumption, low noise, good features closed,
Under normal circumstances, the service life of up to ten years.

荣誉证书

CERTIFICATE OF HONOR

FZY 系列外转子轴流风机 Series Axial Fan

性能概述 Performance Overview

* FZY 系列轴流风机为外转子电机，该系列外转子电机具有结构紧凑、安装方便、运行可靠、噪音低、节能高效等特点。
* FZY 系列轴流风机分为单相异步电容运转和三相异步运转两种。广泛用于需要风量大的地面自动控制装置、大型电子设备、医疗设备。计算机、办公用品自动化、电焊机等行业的通风散热，亦可用于建筑物、厂房的通风、换气、净化等。
* FZY 系列轴流风机的绝缘等级为 B 级、F 级。
* 电压：单相电容运转风机为 220V/50Hz，三相风机为 380V/50Hz。我们可以按照客户需求生产不同电压、频率的风机。
* 风机适用的环境温度为 -30℃-60℃之间，相对湿度不大于 90%，海拔高度不超过 1000m。
* 风机的平均适用寿命为 30000 小时以上。
* 风机使用前必须将电机的接地线与外部接地装置有效连接。
* 风机特性曲线是在有导风圈且不加网罩的情况下测试。

* FZY series axial fan for the external rotor motor, external rotor motors of the series with a compact, easy to install, reliable operation, low noise, energy efficient features.
* FZY series axial fan into operation two single-phase and three-phase asynchronous induction capacitor run. Widely used in the ground need air volume control devices, large-scale electronic equipment, medical equipment. Computers, office supplies automation, welding and other industries ventilation, can be used for building ventilation plant, ventilation, purification.
* FZY series axial fan insulation class B, class F.
* Voltage: single-phase capacitor run fan to 220V/50Hz, three phase fan is 380V/50Hz. We can follow customer demand for the production of different voltages, fan frequency.
* Fan for ambient temperatures between -30 ℃ -60 ℃, relative humidity less than 90%, Altitude less than 1000m.
* The average fan is applicable to life more than 30,000 hours.
* Must be a ground wire motor with external grounding device before connecting the fan to use effectively.
* Fan characteristic curves are circles under wind conditions and does not cover screening tests.

接线图 Wiring Diagram

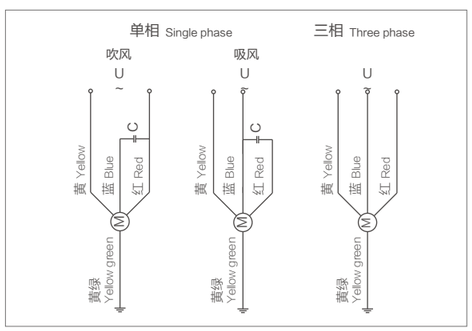

型号说明 Model Description

FZY 200 - 4
1 2 3

1: FZY- 交流感应异步外转子电动机
2: 风叶直径：200-- 风叶直径为 200mm
3: 电机极数：2-- 两极，4-- 四极，6-- 六极

1: FZY-AC induction asynchronous external rotor motor
2: Blade diameter :200 - 200mm diameter fan
3: The number of motor poles :2 - 2poles, 4 -4poles, 6 -6poles

使用说明 Instructions For Use

工作方式：S1	Work: S1
绝缘等级：B 级，F 级	Insulation class: B, F Class
防护等级：IP44,IP54	Protection class: IP44, IP54
环境温度：-30℃-60℃	Ambient temperature: -30 ℃ -60 ℃

FZY200轴流风机 Axial fan

网罩 Grid

百叶 Shutters

方形 Square

圆筒 Cylinder

曲线图 Graph

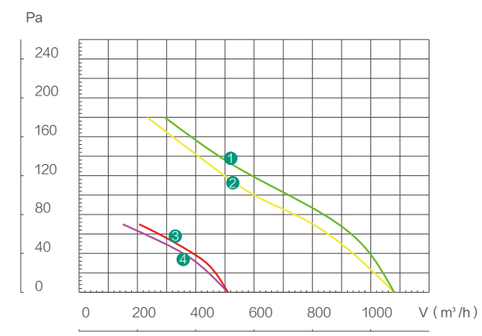

安装尺寸图 Mounting dimensions

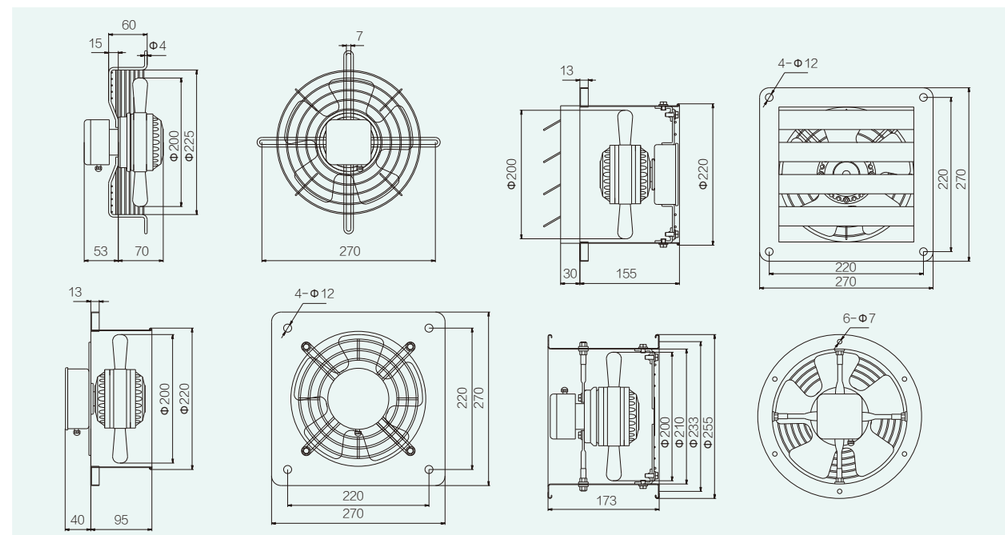

主要参数 The main parameters

型号 Model（№）	额定电压 Rated Voltage（V）	频率 Frequency（Hz）	额定电流 Rated Current（A）	输入功率 Input Power（W）	额定转速 Rated Speed（r/min）	额定风量 Rated Airflow（m³/h）	静压 Pressure（pa）	电容 Capacitance（μF）	噪声 Noise（dBA）	NO.ON THE CURVE
FZY200-2	220	50	0.32	70	2650	1080	180	2	57	❶
	380	50	0.20	80	2650	1080	180	/	56	❷
FZY200-4	220	50	0.28	60	1450	510	70	2	50	❸
	380	50	0.20	65	1450	510	70	/	50	❹

注：以上参数如有更改，恕不另行通知。 Note: We will not inform you if we change the data in the form.

FZY250轴流风机 Axial fan

网罩 Grid

百叶 Shutters

方形 Square

圆筒 Cylinder

曲线图 Graph

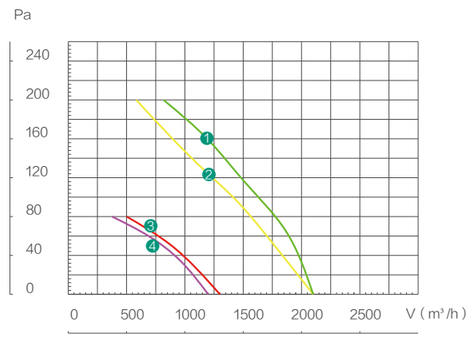

安装尺寸图 Mounting dimensions

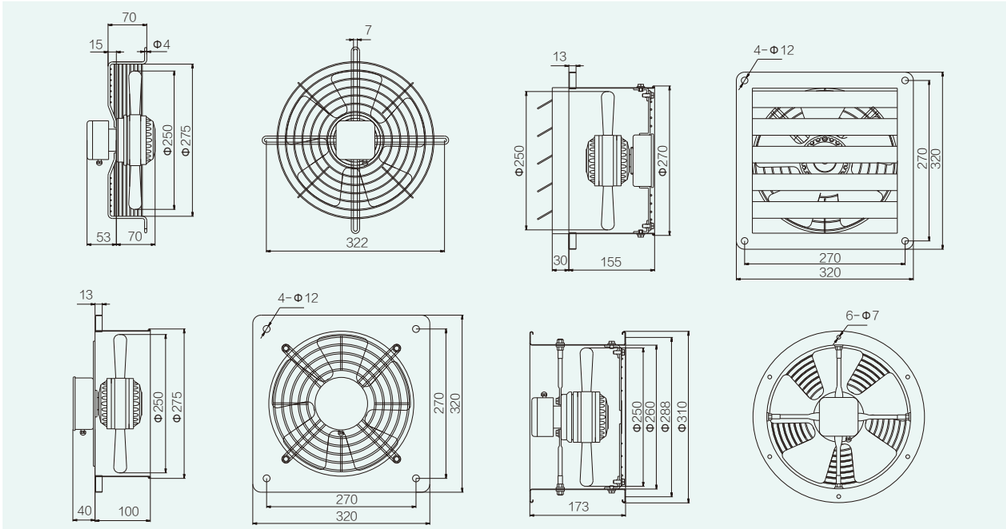

主要参数 The main parameters

型号 Model（№）	额定电压 Rated Voltage（V）	频率 Frequency（Hz）	额定电流 Rated Current（A）	输入功率 Input Power（W）	额定转速 Rated Speed（r/min）	额定风量 Rated Airflow（m³/h）	静压 Pressure（pa）	电容 Capacitance（μF）	噪声 Noise（dBA）	NO.ON THE CURVE
FZY250-2	220	50	0.71	155	2650	2100	200	4	65	❶
	380	50	0.28	115	2650	2100	200	/	65	❷
FZY250-4	220	50	0.30	65	1450	1300	80	2	55	❸
	380	50	0.24	75	1450	1200	80	/	55	❹

注：以上参数如有更改，恕不另行通知。 Note: We will not inform you if we change the data in the form.

FZY300轴流风机 Axial fan

网罩 Grid

百叶 Shutters

方形 Square

圆筒 Cylinder

曲线图 Graph

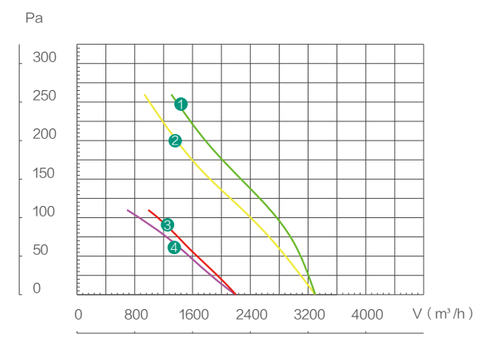

安装尺寸图 Mounting dimensions

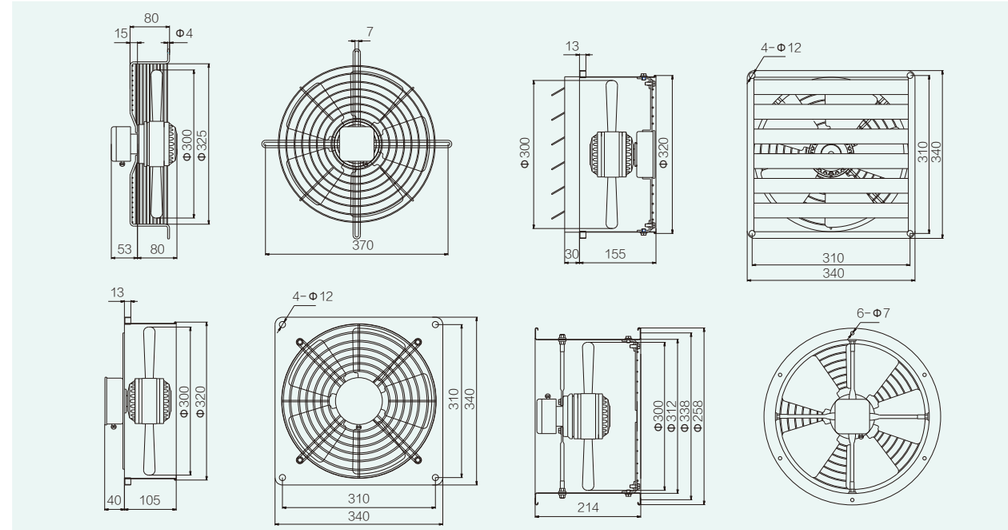

主要参数 The main parameters

型号 Model（№）	额定电压 Rated Voltage（V）	频率 Frequency（Hz）	额定电流 Rated Current（A）	输入功率 Input Power（W）	额定转速 Rated Speed（r/min）	额定风量 Rated Airflow（m³/h）	静压 Pressure（pa）	电容 Capacitance（μF）	噪声 Noise（dBA）	NO.ON THE CURVE
FZY300-2	220	50	0.82	180	2550	3300	260	5	67	❶
	380	50	0.29	140	2550	3300	260	/	67	❷
FZY300-4	220	50	0.35	75	1400	2200	110	3	61	❸
	380	50	0.25	80	1400	2200	110	/	61	❹

注：以上参数如有更改，恕不另行通知。 Note: We will not inform you if we change the data in the form.

FZY350轴流风机 Axial fan

网罩 Grid

百叶 Shutters

方形 Square

圆筒 Cylinder

曲线图 Graph

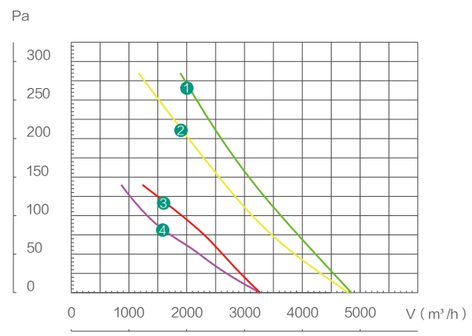

安装尺寸图 Mounting dimensions

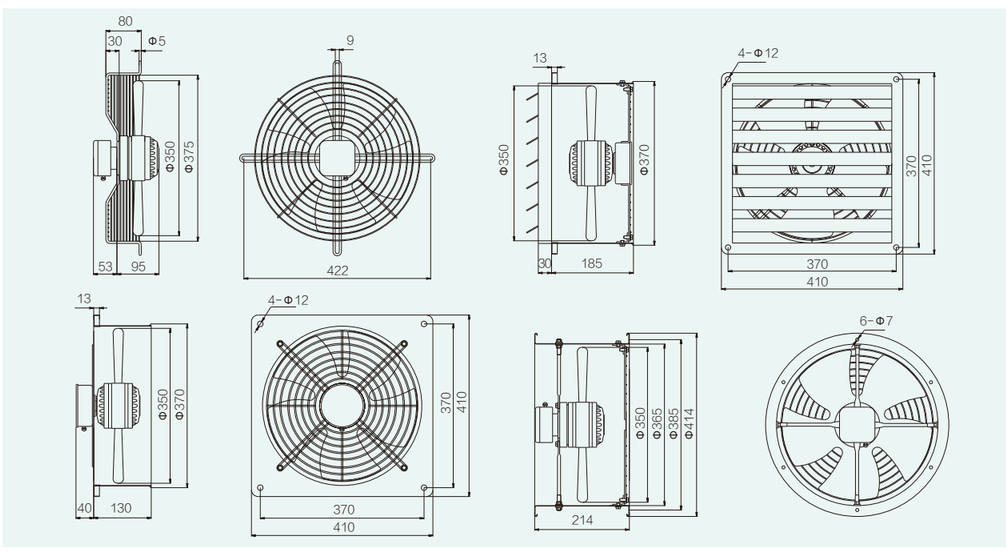

主要参数 The main parameters

型号 Model (№)	额定电压 Rated Voltage (V)	频率 Frequency (Hz)	额定电流 Rated Current (A)	输入功率 Input Power (W)	额定转速 Rated Speed (r/min)	额定风量 Rated Airflow (m³/h)	静压 Pressure (pa)	电容 Capacitance (μF)	噪声 Noise (dBA)	NO.ON THE CURVE
FZY350-2	220	50	1.91	420	2350	4850	285	8	72	❶
	380	50	0.81	420	2350	4800	285	/	73	❷
FZY350-4	220	50	0.51	110	1400	3270	140	5	65	❸
	380	50	0.39	120	1400	3270	140	/	65	❹

注：以上参数如有更改，恕不另行通知。 Note: We will not inform you if we change the data in the form.

FZY400轴流风机 Axial fan

网罩 Grid

百叶 Shutters

方形 Square

圆筒 Cylinder

曲线图 Graph

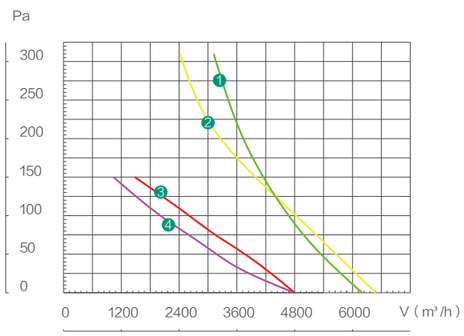

安装尺寸图 Mounting dimensions

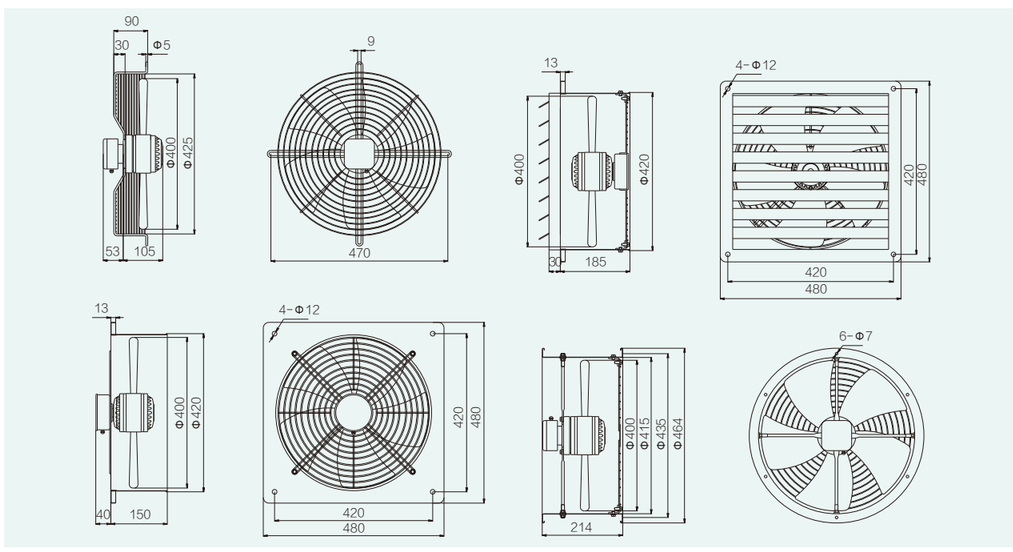

主要参数 The main parameters

型号 Model (№)	额定电压 Rated Voltage (V)	频率 Frequency (Hz)	额定电流 Rated Current (A)	输入功率 Input Power (W)	额定转速 Rated Speed (r/min)	额定风量 Rated Airflow (m³/h)	静压 Pressure (pa)	电容 Capacitance (μF)	噪声 Noise (dBA)	NO.ON THE CURVE
FZY400-2	220	50	2.38	520	2350	6200	310	12	80	❶
	380	50	1.08	580	2350	6480	310	/	82	❷
FZY400-4	220	50	0.87	190	1420	4800	150	6	68	❸
	380	50	0.53	180	1400	4800	150	/	68	❹

注：以上参数如有更改，恕不另行通知。 Note: We will not inform you if we change the data in the form.

FZY450轴流风机 Axial fan

网罩 Grid

百叶 Shutters

方形 Square

圆筒 Cylinder

曲线图 Graph

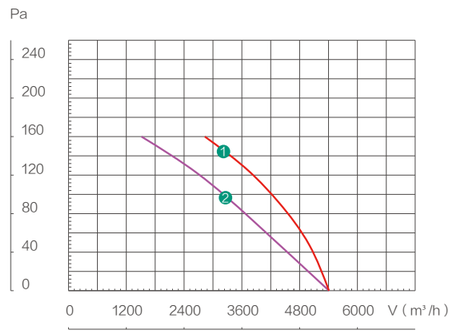

安装尺寸图 Mounting dimensions

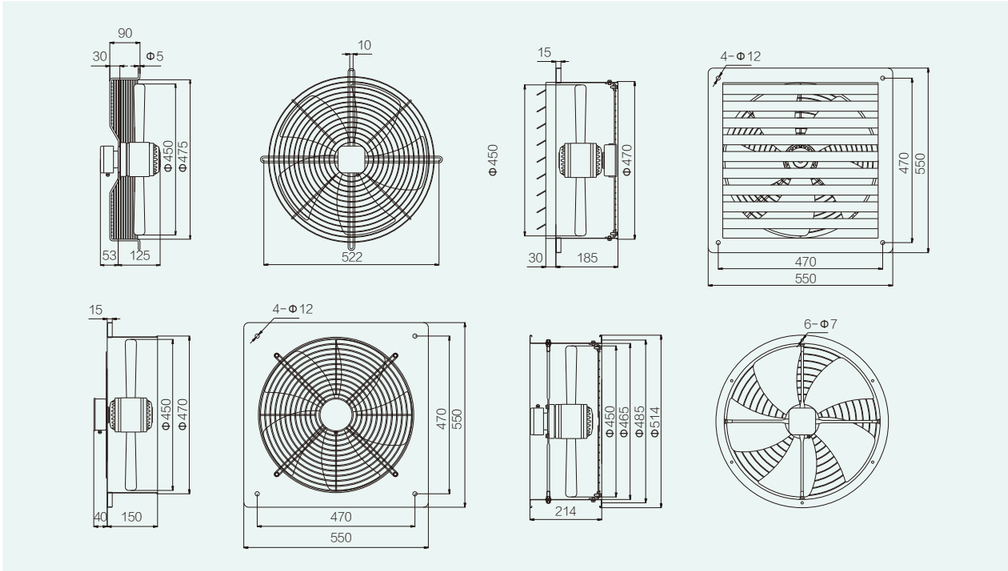

主要参数 The main parameters

型号 Model (№)	额定电压 Rated Voltage (V)	频率 Frequency (Hz)	额定电流 Rated Current (A)	输入功率 Input Power (W)	额定转速 Rated Speed (r/min)	额定风量 Rated Airflow (m³/h)	静压 Pressure (pa)	电容 Capacitance (μF)	噪声 Noise (dBA)	NO.ON THE CURVE
FZY450-4	220	50	1.28	280	1450	5410	160	8	73	❶
	380	50	0.70	210	1450	5410	160	/	73	❷

注：以上参数如有更改，恕不另行通知。 Note: We will not inform you if we change the data in the form.

FZY500轴流风机 Axial fan

网罩 Grid

百叶 Shutters

方形 Square

圆筒 Cylinder

曲线图 Graph

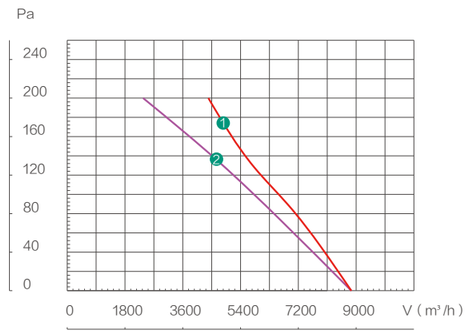

安装尺寸图 Mounting dimensions

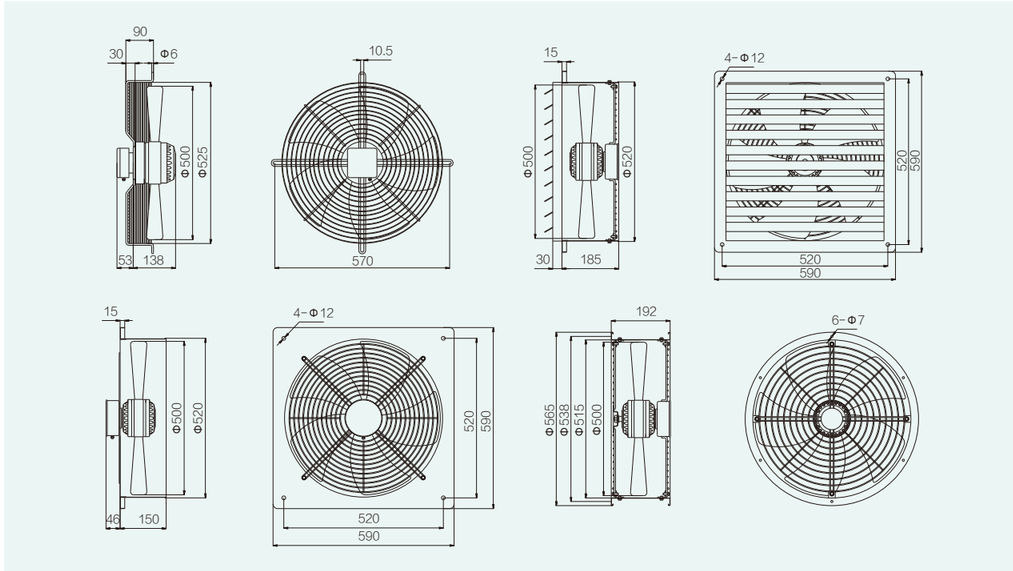

主要参数 The main parameters

型号 Model (№)	额定电压 Rated Voltage (V)	频率 Frequency (Hz)	额定电流 Rated Current (A)	输入功率 Input Power (W)	额定转速 Rated Speed (r/min)	额定风量 Rated Airflow (m³/h)	静压 Pressure (pa)	电容 Capacitance (μF)	噪声 Noise (dBA)	NO.ON THE CURVE
FZY500-4	220	50	1.69	370	1400	8850	200	10/12	74	❶
	380	50	0.88	360	1350	8850	200	/	74	❷

注：以上参数如有更改，恕不另行通知。 Note: We will not inform you if we change the data in the form.

FZY550轴流风机 Axial fan

网罩 Grid

百叶 Shutters

方形 Square

圆筒 Cylinder

曲线图 Graph

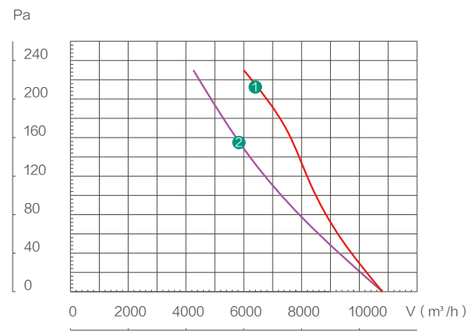

安装尺寸图 Mounting dimensions

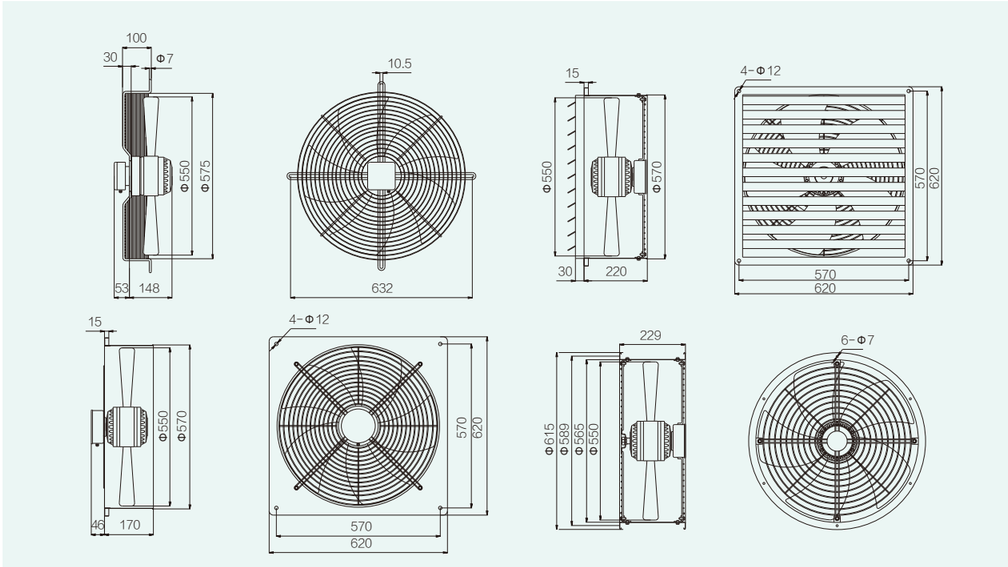

主要参数 The main parameters

型号 Model（№）	额定电压 Rated Voltage（V）	频率 Frequency（Hz）	额定电流 Rated Current（A）	输入功率 Input Power（W）	额定转速 Rated Speed（r/min）	额定风量 Rated Airflow（m³/h）	静压 Pressure（pa）	电容 Capacitance（μF）	噪声 Noise（dBA）	NO.ON THE CURVE
FZY550-4	220	50	2.28	500	1450	10800	230	12	76	❶
	380	50	0.94	450	1450	10800	230	/	76	❷

注：以上参数如有更改，恕不另行通知。 Note: We will not inform you if we change the data in the form.

FZY600轴流风机 Axial fan

网罩 Grid

百叶 Shutters

方形 Square

圆筒 Cylinder

曲线图 Graph

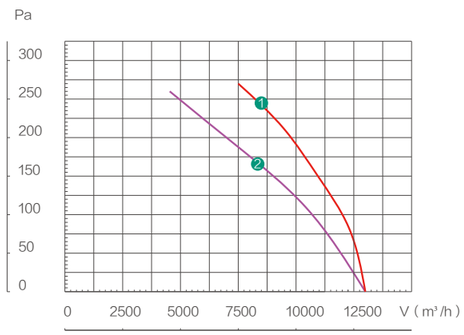

安装尺寸图 Mounting dimensions

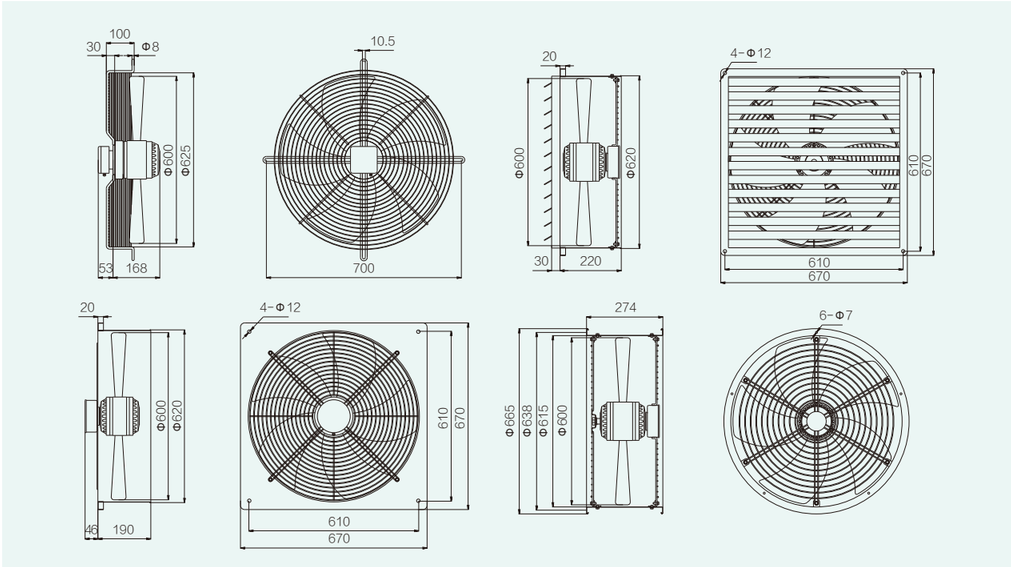

主要参数 The main parameters

型号 Model（№）	额定电压 Rated Voltage（V）	频率 Frequency（Hz）	额定电流 Rated Current（A）	输入功率 Input Power（W）	额定转速 Rated Speed（r/min）	额定风量 Rated Airflow（m³/h）	静压 Pressure（pa）	电容 Capacitance（μF）	噪声 Noise（dBA）	NO.ON THE CURVE
FZY600-4	220	50	3.50	750	1400	13000	270	24	78	❶
	380	50	1.35	680	1400	13000	260	/	78	❷

注：以上参数如有更改，恕不另行通知。 Note: We will not inform you if we change the data in the form.

FZY630轴流风机 Axial fan

曲线图 Graph

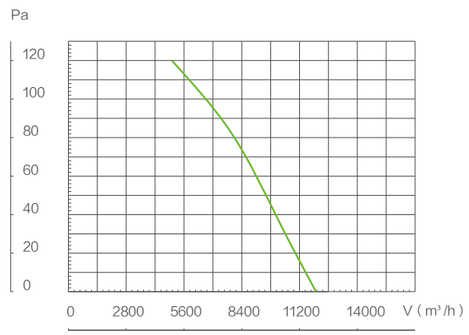

安装尺寸图 Mounting dimensions

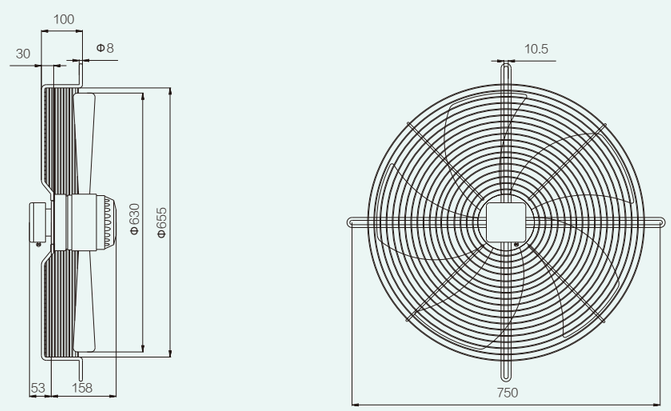

主要参数 The main parameters

型号 Model (№)	额定电压 Rated Voltage (V)	频率 Frequency (Hz)	额定电流 Rated Current (A)	输出功率 Input Power (W)	额定转速 Rated Speed (r/min)	额定风量 Rated Airflow (m^3/h)	静压 Pressure (pa)	电容 Capacitance (uF)	噪声 Noise (dBA)
FZY630-6	380	50	1.45	530	950	12000	120	/	68

注：以上参数如有更改，恕不另行通知。 Note: We will not inform you if we change the data in the form.

FZY710轴流风机 Axial fan

曲线图 Graph

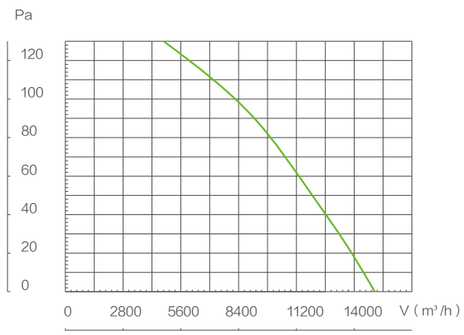

安装尺寸图 Mounting dimensions

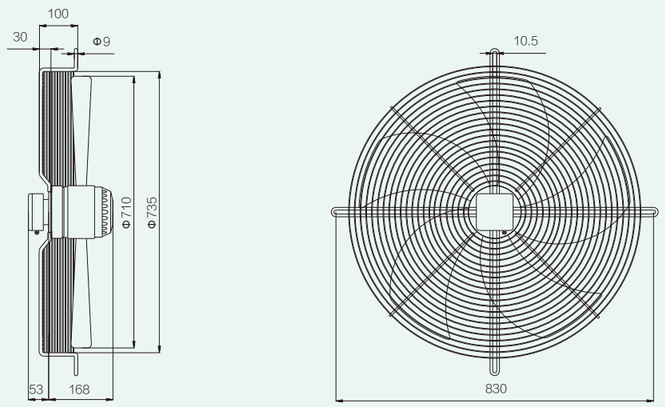

主要参数 The main parameters

型号 Model (№)	额定电压 Rated Voltage (V)	频率 Frequency (Hz)	额定电流 Rated Current (A)	输出功率 Input Power (W)	额定转速 Rated Speed (r/min)	额定风量 Rated Airflow (m^3/h)	静压 Pressure (pa)	电容 Capacitance (uF)	噪声 Noise (dBA)
FZY710-6	380	50	1.80	720	900	15000	130	/	68

注：以上参数如有更改，恕不另行通知。 Note: We will not inform you if we change the data in the form.

FZY 系列外转子圆形管道风机
Series External Rotor Circular Duct Fans

性能概述 Performance Overview

* FZY 系列圆形管道风机为外转子电机，该系列外转子电机具有结构紧凑、安装方便、运行可靠、噪音低、节能高效等特点。
* FZY 系列圆形管道风机分为单相异步电容运转和三相异步运转两种。广泛用于酒店宾馆、高级会所、超市、餐馆、公寓、个人房间、储藏室、卫生间等远距离输送并对噪音有要求的地方。
* FZY 系列圆形管道风机的绝缘等级为 B 级、F 级。
* 电压：单相电容运转风机为 220V/50Hz，三相风机为 380V/50Hz。我们可以按照客户需求生产不同电压、频率的风机。
* 风机适用的环境温度为 -30℃-60℃之间，相对湿度不大于 90%，海拔高度不超过 1000m。
* 风机的平均适用寿命为 30000 小时以上。
* 风机使用前必须将电机的接地线与外部接地装置有效连接。
* 风机特性曲线是在有导风圈且不加网罩的情况下测试。

* FZY series of circular duct fan external rotor motor, external rotor motors of the series with a compact, easy to install, reliable operation, low noise, energy efficient features.
* FZY series circular duct fans into operation in two single-phase and three-phase asynchronous induction capacitor run. Widely used in hotels, senior clubs, supermarkets, restaurants, apartments, individual rooms, storage rooms, bathrooms and other long-distance transport and noise have local requirements.
* FZY series of circular duct fan insulation class B, class F.
* Voltage: single-phase capacitor run fan to 220V/50Hz, three phase fan is 380V/50Hz. We can follow customer demand for the production of different voltages, fan frequency.
* Fan for ambient temperatures between -30 ℃ -60 ℃, relative humidity less than 90%, Altitude less than 1000m.
* The average fan is applicable to life more than 30,000 hours.
* Must be a ground wire motor with external grounding device before connecting the fan to use effectively.
* Fan characteristic curves are circles under wind conditions and does not cover screening tests.

接线图 Wiring Diagram

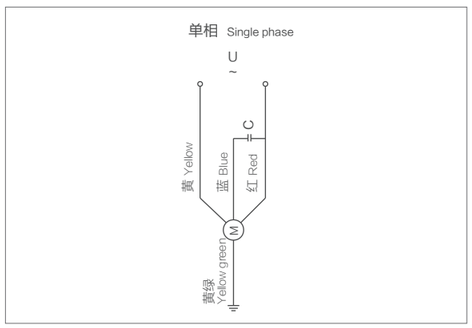

型号说明 Model Description

FZY 200 - 4
1 2 3

1: FZY- 交流感应异步外转子电动机
2: 风机接管道直径：200-- 风机两头接管道直径为 200mm
3: 电机极数：2-- 两极，4-- 四极，6-- 六极

1: FZY-AC induction asynchronous external rotor motor
2: Fans pick pipe diameter :200 - fans pick two pipe diameter of 200mm
3: The number of motor poles :2 - 2poles, 4 -4poles, 6 -6poles

使用说明 Instructions For Use

工作方式：S1	Work: S1
绝缘等级：B 级，F 级	Insulation class: B, F Class
防护等级：IP44,IP54	Protection class: IP44, IP54
环境温度：-30℃-60℃	Ambient temperature: -30 ℃ -60 ℃

FZY100圆形管道风机 Round duct fans



塑料风筒 Plastic Duct

铁风筒 Iron Duct

曲线图 Graph

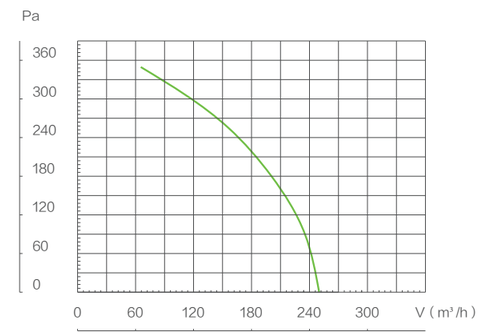

安装尺寸图 Mounting dimensions

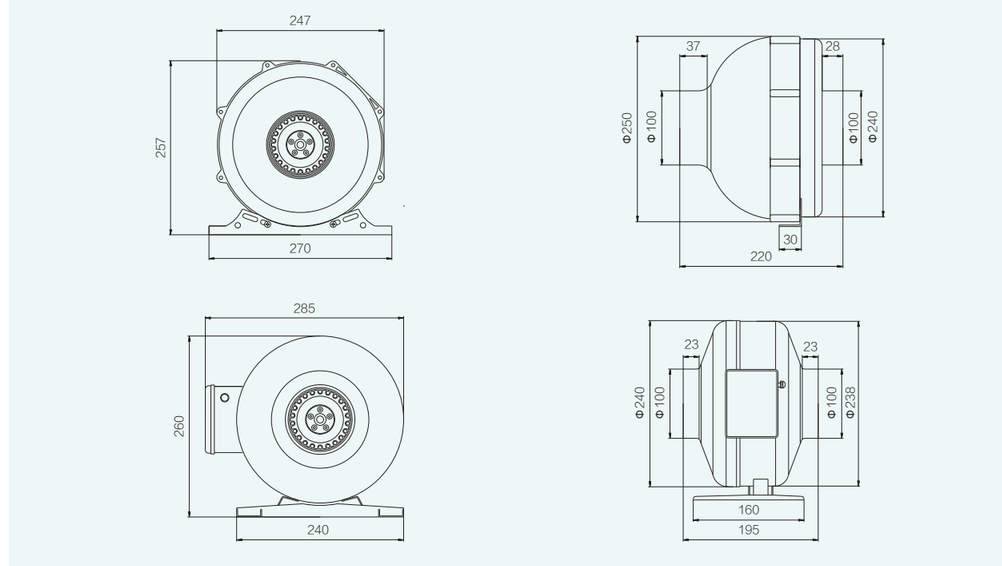

主要参数 The main parameters

型号 Model (№)	额定电压 Rated Voltage (V)	频率 Frequency (Hz)	额定电流 Rated Current (A)	输入功率 Input Power (W)	额定转速 Rated Speed (r/min)	额定风量 Rated Airflow (m³/h)	静压 Pressure (pa)	电容 Capacitance (uF)	噪声 Noise (dBA)
FZY100-2	220	50	0.35	75	2650	250	350	2	47

注：以上参数如有更改，恕不另行通知。 Note: We will not inform you if we change the data in the form.

FZY125圆形管道风机 Round duct fans

塑料风筒 Plastic duct

铁风筒 Iron Duct

曲线图 Graph

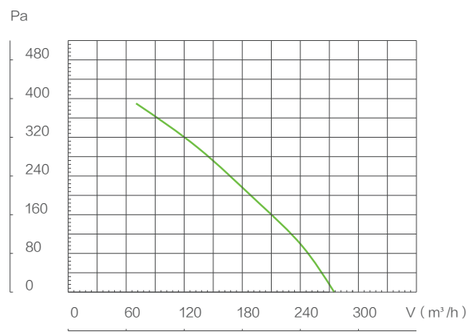

安装尺寸图 Mounting dimensions

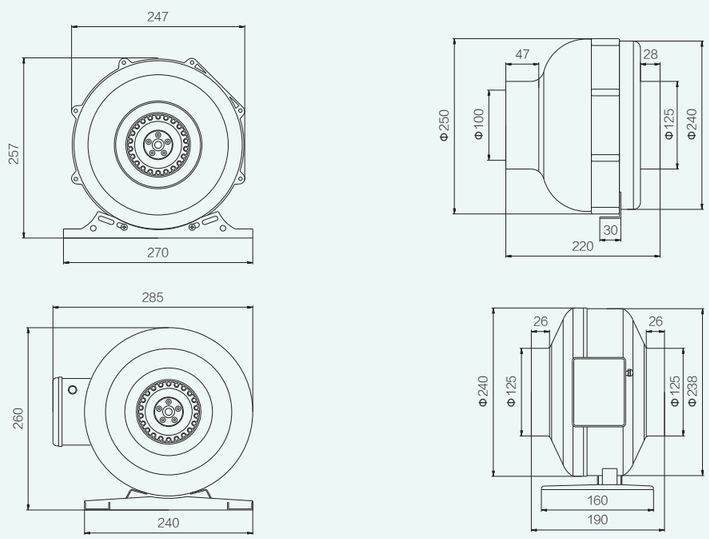

主要参数 The main parameters

型号 Model (№)	额定电压 Rated Voltage (V)	频率 Frequency (Hz)	额定电流 Rated Current (A)	输入功率 Input Power (W)	额定转速 Rated Speed (r/min)	额定风量 Rated Airflow (m³/h)	静压 Pressure (pa)	电容 Capacitance (uF)	噪声 Noise (dBA)
FZY125-2	220	50	0.37	80	2650	275	390	2	47

注：以上参数如有更改，恕不另行通知。 Note: We will not inform you if we change the data in the form.

FZY150圆形管道风机 Round duct fans

塑料风筒 Plastic duct

铁风筒 Iron Duct

曲线图 Graph

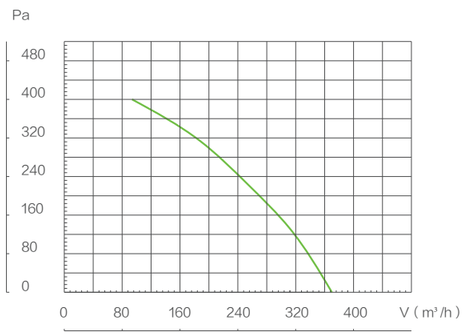

安装尺寸图 Mounting dimensions

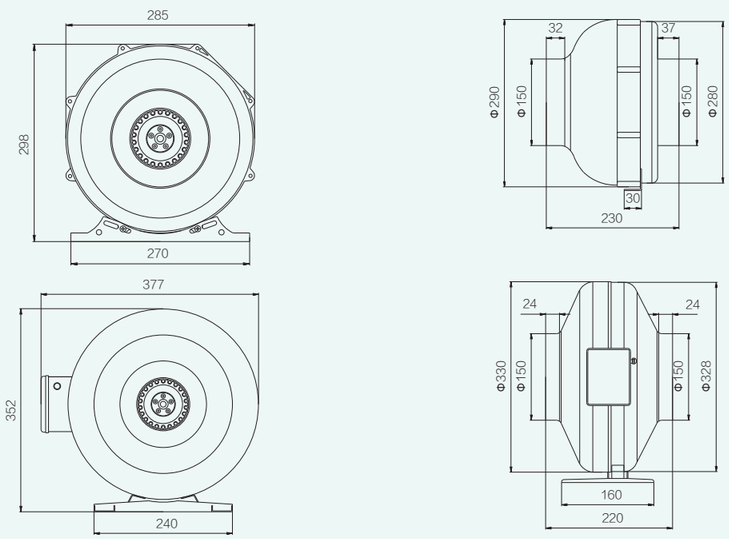

主要参数 The main parameters

型号 Model (№)	额定电压 Rated Voltage (V)	频率 Frequency (Hz)	额定电流 Rated Current (A)	输入功率 Input Power (W)	额定转速 Rated Speed (r/min)	额定风量 Rated Airflow (m³/h)	静压 Pressure (pa)	电容 Capacitance (uF)	噪声 Noise (dBA)
FZY150-2	220	50	0.64	140	2650	370	400	3	52

注：以上参数如有更改，恕不另行通知。 Note: We will not inform you if we change the data in the form.

FZY160圆形管道风机 Round duct fans

塑料风筒 Plastic duct

铁风筒 Iron Duct

曲线图 Graph

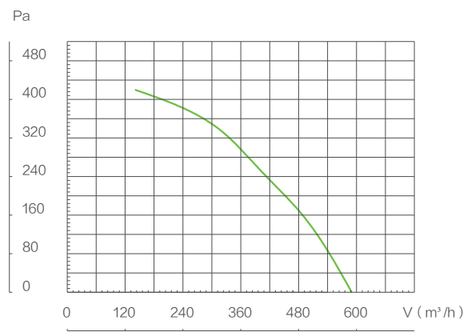

安装尺寸图 Mounting dimensions

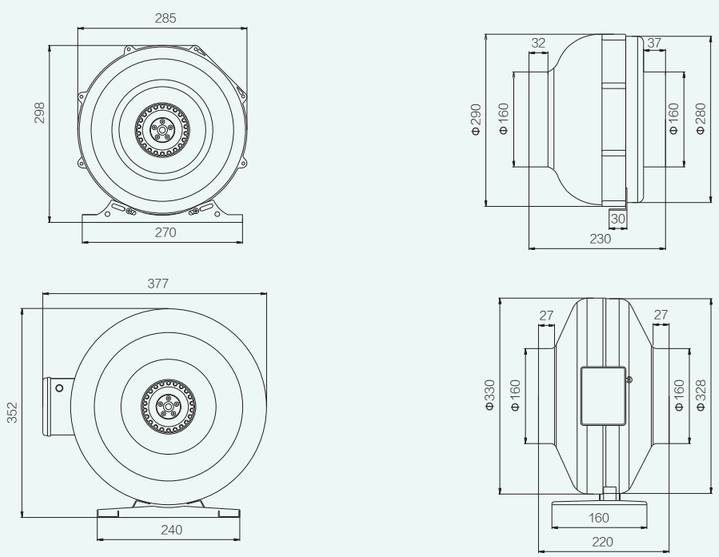

主要参数 The main parameters

型号 Model (№)	额定电压 Rated Voltage (V)	频率 Frequency (Hz)	额定电流 Rated Current (A)	输入功率 Input Power (W)	额定转速 Rated Speed (r/min)	额定风量 Rated Airflow (m³/h)	静压 Pressure (pa)	电容 Capacitance (uF)	噪声 Noise (dBA)
FZY160-2	220	50	0.66	145	2650	590	420	4	52

注：以上参数如有更改，恕不另行通知。 Note: We will not inform you if we change the data in the form.

FZY200圆形管道风机 Round duct fans

塑料风筒 Plastic duct

铁风筒 Iron Duct

曲线图 Graph

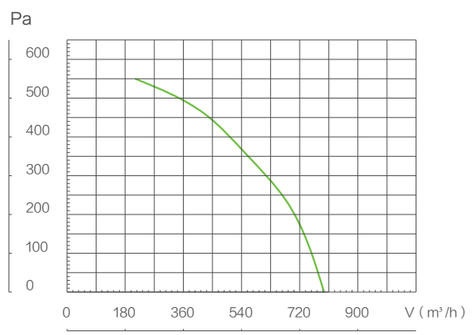

安装尺寸图 Mounting dimensions

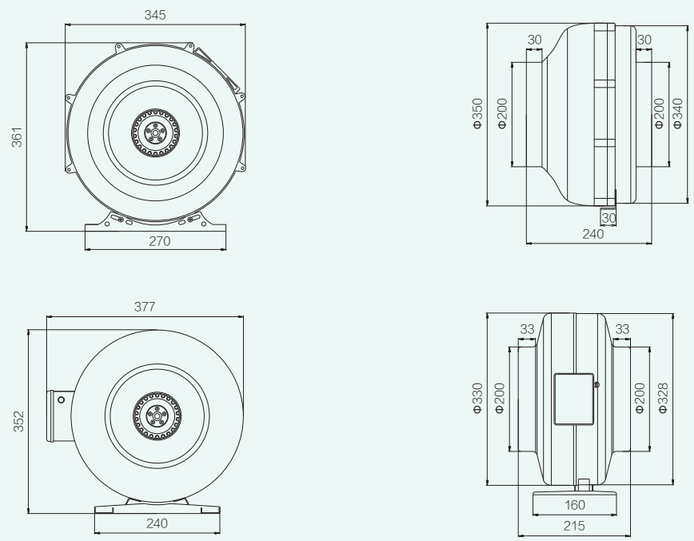

主要参数 The main parameters

型号 Model (№)	额定电压 Rated Voltage (V)	频率 Frequency (Hz)	额定电流 Rated Current (A)	输入功率 Input Power (W)	额定转速 Rated Speed (r/min)	额定风量 Rated Airflow (m³/h)	静压 Pressure (pa)	电容 Capacitance (uF)	噪声 Noise (dBA)
FZY200-2	220	50	0.82	180	2550	800	550	4	53

注：以上参数如有更改，恕不另行通知。 Note: We will not inform you if we change the data in the form.

FZY250圆形管道风机 Round duct fans

塑料风筒 Plastic duct

铁风筒 Iron Duct

曲线图 Graph

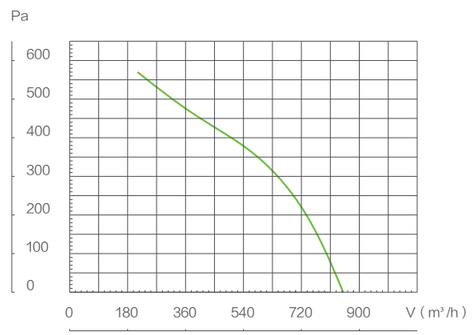

安装尺寸图 Mounting dimensions

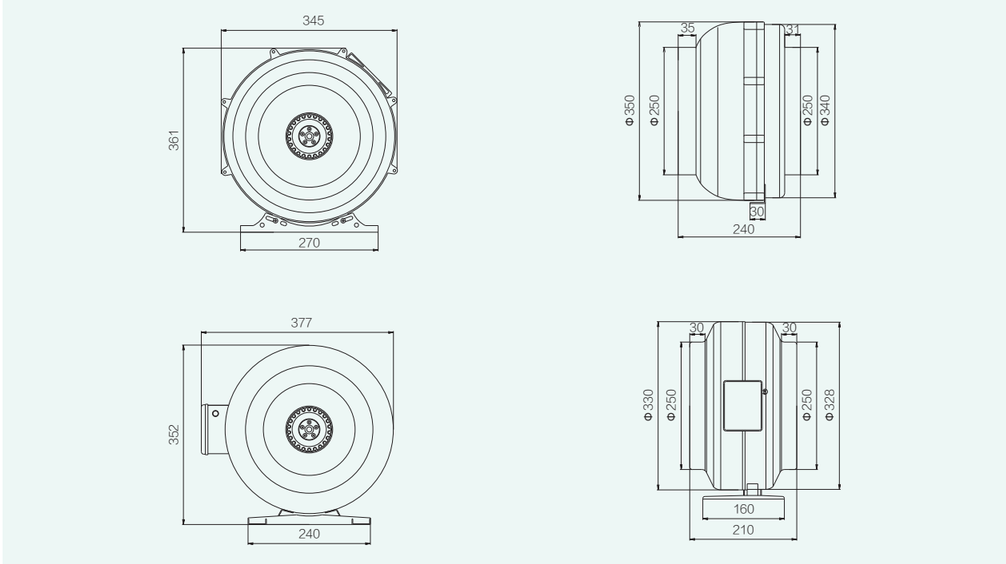

主要参数 The main parameters

型号 Model (№)	额定电压 Rated Voltage (V)	频率 Frequency (Hz)	额定电流 Rated Current (A)	输入功率 Input Power (W)	额定转速 Rated Speed (r/min)	额定风量 Rated Airflow (m³/h)	静压 Pressure (pa)	电容 Capacitance (uF)	噪声 Noise (dBA)
FZY250-2	220	50	0.87	190	2550	850	570	4	55

注：以上参数如有更改，恕不另行通知。 Note: We will not inform you if we change the data in the form.

FZY315圆形管道风机 Round duct fans

塑料风筒 Plastic duct

铁风筒 Iron Duct

曲线图 Graph

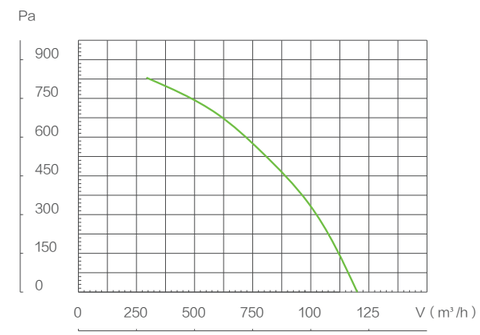

安装尺寸图 Mounting dimensions

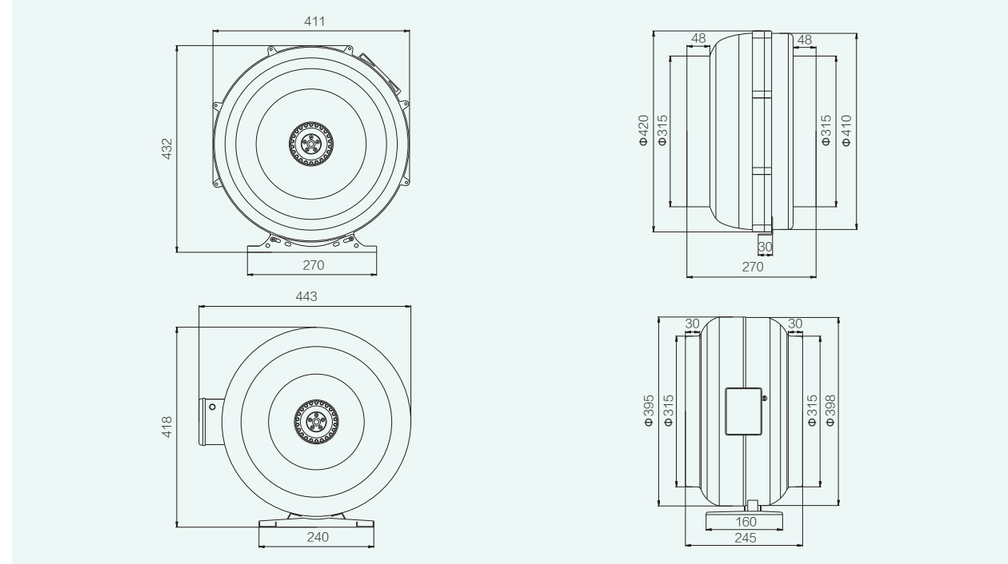

主要参数 The main parameters

型号 Model (№)	额定电压 Rated Voltage (V)	频率 Frequency (Hz)	额定电流 Rated Current (A)	输入功率 Input Power (W)	额定转速 Rated Speed (r/min)	额定风量 Rated Airflow (m³/h)	静压 Pressure (pa)	电容 Capacitance (uF)	噪声 Noise (dBA)
FZY315-2	220	50	1.25	270	2660	1200	830	6	60

注：以上参数如有更改，恕不另行通知。 Note: We will not inform you if we change the data in the form.

FZY 系列外转子工频风机
Series Outer Rotor Fan Frequency

性能概述 Performance Overview

* FZY 系列工频风机为外转子电机，该系列外转子电机具有结构紧凑、安装方便、运行可靠、噪音低、节能高效等特点。
* FZY 系列工频风机分为单相异步电容运转和三相异步运转两种。广泛用于地面控制装置、大型电子设备、机柜、电焊机等行业的通风散热，亦可使用在建筑物，厂房作为通风、换气、净化。
* FZY 系列工频风机的绝缘等级为 B 级、F 级。
* 电压：单相电容运转风机为 220V/50Hz，三相风机为 380V/50Hz。我们可以按照客户需求生产不同电压、频率的风机。
* 风机适用的环境温度为 -30℃-60℃之间，相对湿度不大于 90%，海拔高度不超过 1000m。
* 风机的平均适用寿命为 30000 小时以上。
* 风机使用前必须将电机的接地线与外部接地装置有效连接。
* 风机特性曲线是在有导风圈且不加网罩的情况下测试。
* FZY series frequency fan for the external rotor motor, external rotor motors of the series with a compact, easy to install, reliable operation, low noise, energy efficient features.
* FZY series of fan-frequency operation is divided into two single-phase and three-phase asynchronous induction capacitor run. Widely used for ground control devices, ventilation and cooling of large electronic equipment, cabinets, welding and other industries, can also be used in buildings, plant as ventilation, ventilation, purification.
* FZY series of fan-frequency insulation class B, class F.
* Voltage: single-phase capacitor run fan to 220V/50Hz, three phase fan is 380V/50Hz. We can follow customer demand for the production of different voltages, fan frequency.
* Fan for ambient temperatures between -30 ℃ -60 ℃, relative humidity less than 90%, Altitude less than 1000m.
* The average fan is applicable to life more than 30,000 hours.
* Must be a ground wire motor with external grounding device before connecting the fan to use effectively.
* Fan characteristic curves are circles under wind conditions and does not cover screening tests.

接线图 Wiring Diagram

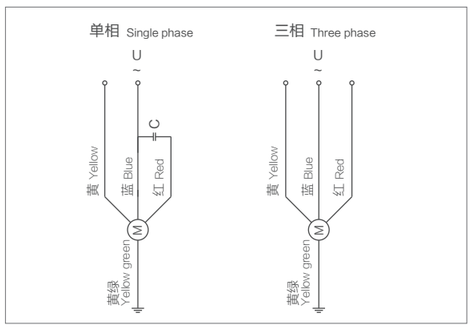

型号说明 Model Description

FZY 200 - 4
1 2 3

1: FZY- 交流感应异步外转子电动机
2: 风叶直径：200-- 风叶直径为 200mm
3: 电机极数：2-- 两极，4-- 四极，6-- 六极

1: FZY-AC induction asynchronous external rotor motor
2: Blade diameter :200 - 200mm diameter fan
3: The number of motor poles :2 - 2poles, 4 -4poles, 6 -6poles

使用说明 Instructions For Use

工作方式：S1	Work: S1
绝缘等级：B 级，F 级	Insulation class: B, F Class
防护等级：IP44,IP54	Protection class: IP44, IP54
环境温度：-30℃-60℃	Ambient temperature: -30 ℃ -60 ℃

FZY200工频风机 Frequency fan

曲线图 Graph

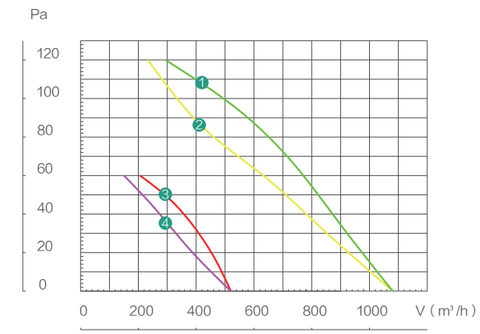

安装尺寸图 Mounting dimensions

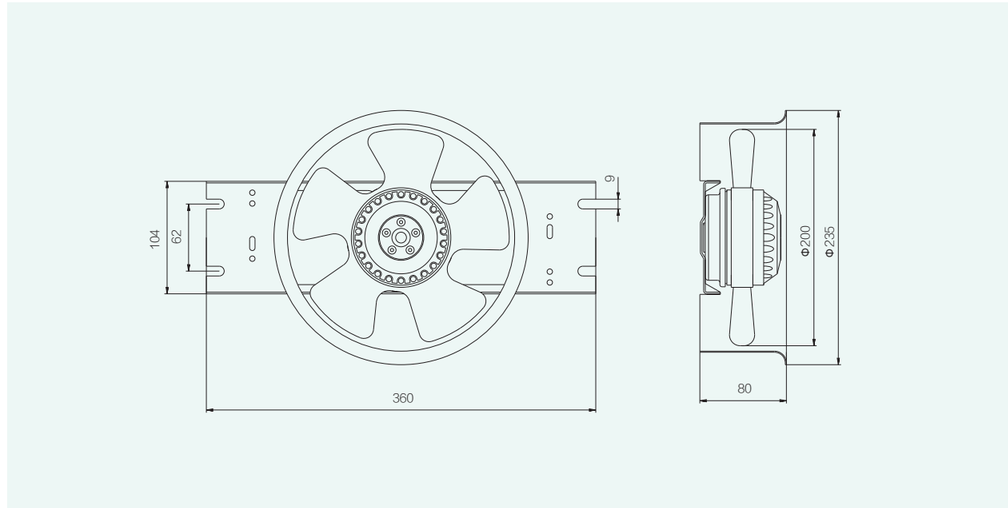

主要参数 The main parameters

型号 Model (№)	额定电压 Rated Voltage (V)	频率 Frequency (Hz)	额定电流 Rated Current (A)	输入功率 Input Power (W)	额定转速 Rated Speed (r/min)	额定风量 Rated Airflow (m³/h)	静压 Pressure (pa)	电容 Capacitance (μF)	噪声 Noise (dBA)	NO.ON THE CURVE
FZY200-2	220	50	0.35	75	2600	1080	120	2	55	❶
	380	50	0.20	80	2600	1080	120	/	55	❷
FZY200-4	220	50	0.30	65	1450	520	60	2	50	❸
	380	50	0.22	75	1480	520	60	/	50	❹

注：以上参数如有更改，恕不另行通知。 Note: We will not inform you if we change the data in the form.

FZY250工频风机 Frequency fan

曲线图 Graph

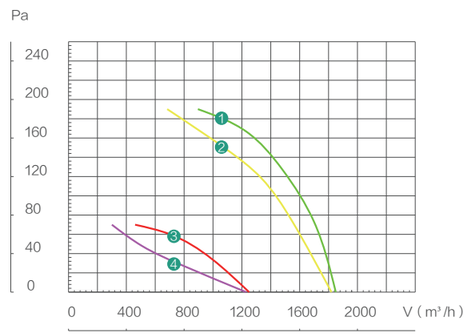

安装尺寸图 Mounting dimensions

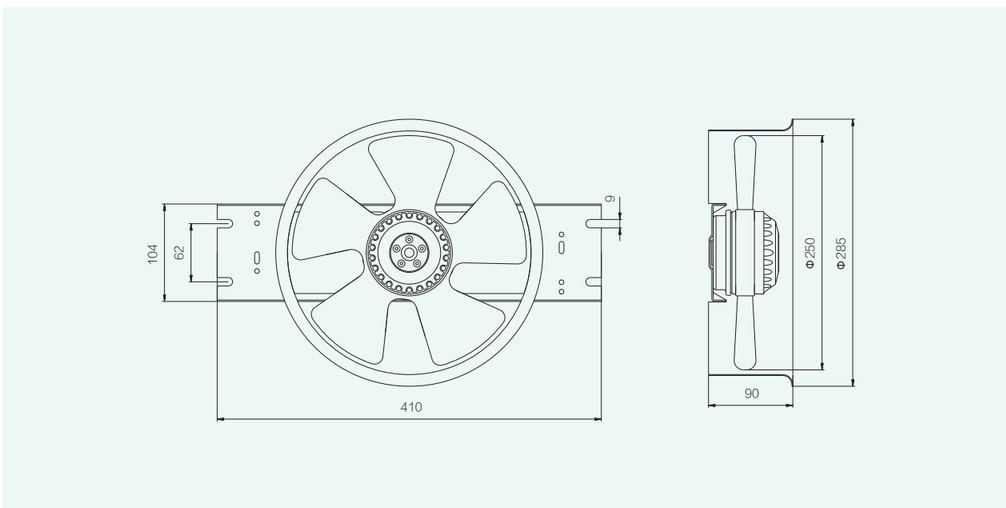

主要参数 The main parameters

型号 Model (№)	额定电压 Rated Voltage (V)	频率 Frequency (Hz)	额定电流 Rated Current (A)	输入功率 Input Power (W)	额定转速 Rated Speed (r/min)	额定风量 Rated Airflow (m³/h)	静压 Pressure (pa)	电容 Capacitance (μF)	噪声 Noise (dBA)	NO.ON THE CURVE
FZY250-2	220	50	0.60	130	2550	1850	190	2	57	❶
	380	50	0.28	115	2580	1820	190	/	57	❷
FZY250-4	220	50	0.32	70	1430	1250	70	2	55	❸
	380	50	0.26	85	1450	1230	70	/	55	❹

注：以上参数如有更改，恕不另行通知。 Note: We will not inform you if we change the data in the form.

FZY300工频风机 Frequency fan

曲线图 Graph

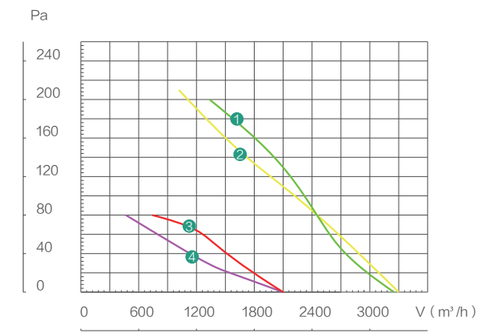

安装尺寸图 Mounting dimensions

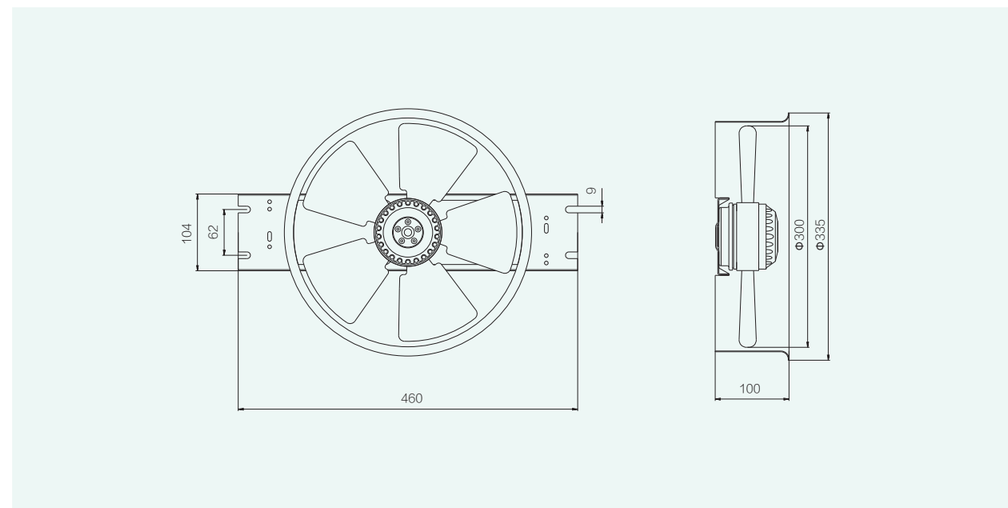

主要参数 The main parameters

型号 Model (№)	额定电压 Rated Voltage (V)	频率 Frequency (Hz)	额定电流 Rated Current (A)	输入功率 Input Power (W)	额定转速 Rated Speed (r/min)	额定风量 Rated Airflow (m³/h)	静压 Pressure (pa)	电容 Capacitance (μF)	噪声 Noise (dBA)	NO.ON THE CURVE
FZY300-2	220	50	0.78	170	2500	3250	200	4	67	❶
	380	50	0.30	145	2520	3300	210	/	67	❷
FZY300-4	220	50	0.37	80	1450	2100	80	3	63	❸
	380	50	0.28	95	1430	2100	80	/	63	❹

注：以上参数如有更改，恕不另行通知。 Note: We will not inform you if we change the data in the form.

FZY350工频风机 Frequency fan

曲线图 Graph

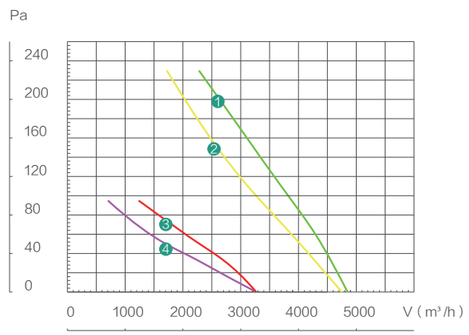

安装尺寸图 Mounting dimensions

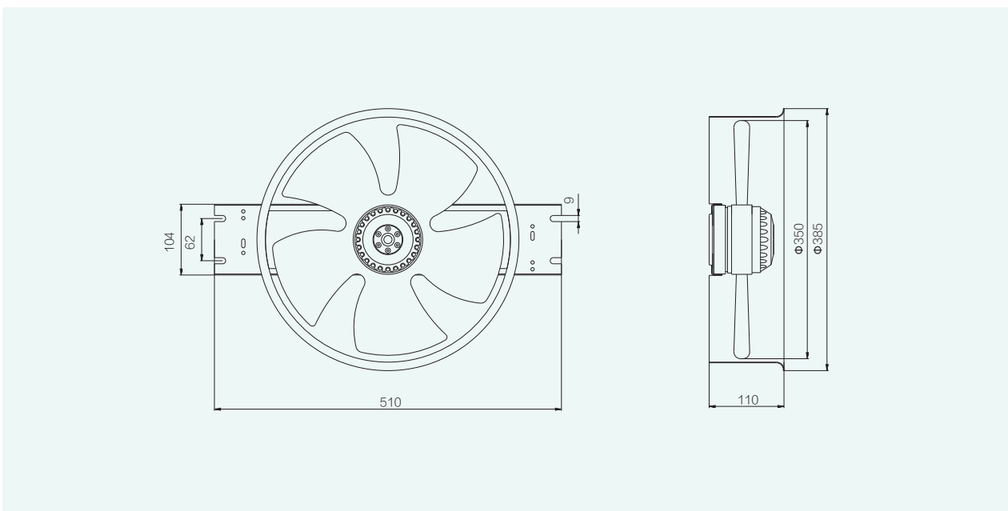

主要参数 The main parameters

型号 Model (№)	额定电压 Rated Voltage (V)	频率 Frequency (Hz)	额定电流 Rated Current (A)	输入功率 Input Power (W)	额定转速 Rated Speed (r/min)	额定风量 Rated Airflow (m³/h)	静压 Pressure (pa)	电容 Capacitance (μF)	噪声 Noise (dBA)	NO.ON THE CURVE
FZY350-2	220	50	1.82	400	2480	4850	230	6	72	❶
	380	50	0.77	400	2450	4750	230	/	72	❷
FZY350-4	220	50	0.51	110	1440	3270	95	5	70	❸
	380	50	0.35	110	1430	3270	95	/	70	❹

注：以上参数如有更改，恕不另行通知。 Note: We will not inform you if we change the data in the form.

FZY200方形工频风机 Square-frequency fan

铝合金壳 Aluminum Alloy

曲线图 Graph

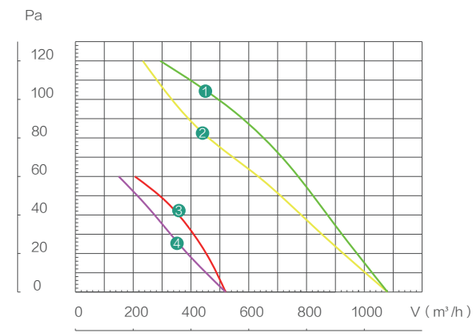

安装尺寸图 Mounting dimensions

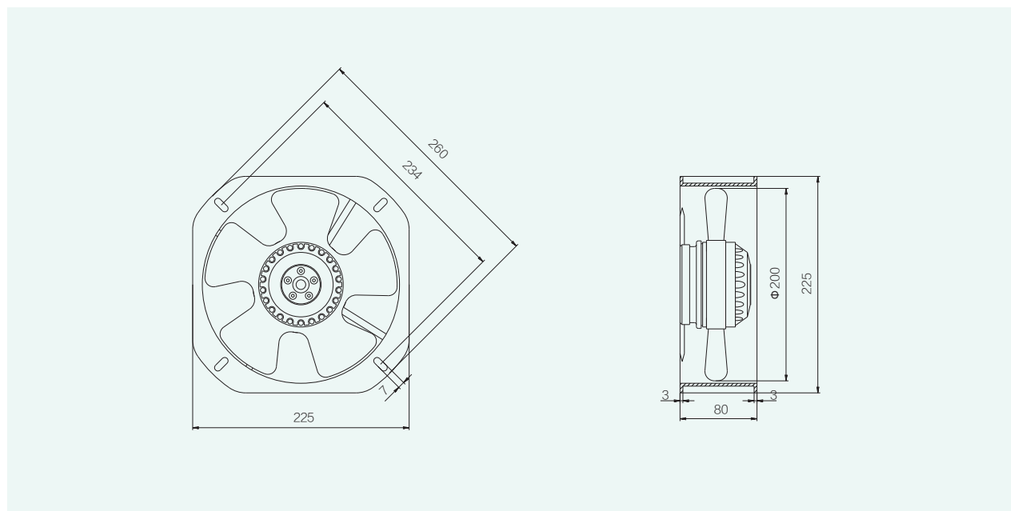

主要参数 The main parameters

型号 Model (№)	额定电压 Rated Voltage (V)	频率 Frequency (Hz)	额定电流 Rated Current (A)	输入功率 Input Power (W)	额定转速 Rated Speed (r/min)	额定风量 Rated Airflow (m³/h)	静压 Pressure (pa)	电容 Capacitance (μF)	噪声 Noise (dBA)	NO.ON THE CURVE
FZY200-2	220	50	0.35	75	2600	1080	120	2	55	❶
	380	50	0.20	80	2600	1080	120	/	55	❷
FZY200-4	220	50	0.30	65	1450	520	60	2	50	❸
	380	50	0.22	75	1480	520	60	/	50	❹

注：以上参数如有更改，恕不另行通知。 Note: We will not inform you if we change the data in the form.

FZY250方形工频风机 Square-frequency fan

铝合金壳 Aluminum Alloy

曲线图 Graph

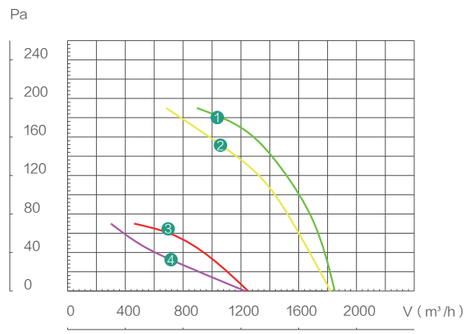

安装尺寸图 Mounting dimensions

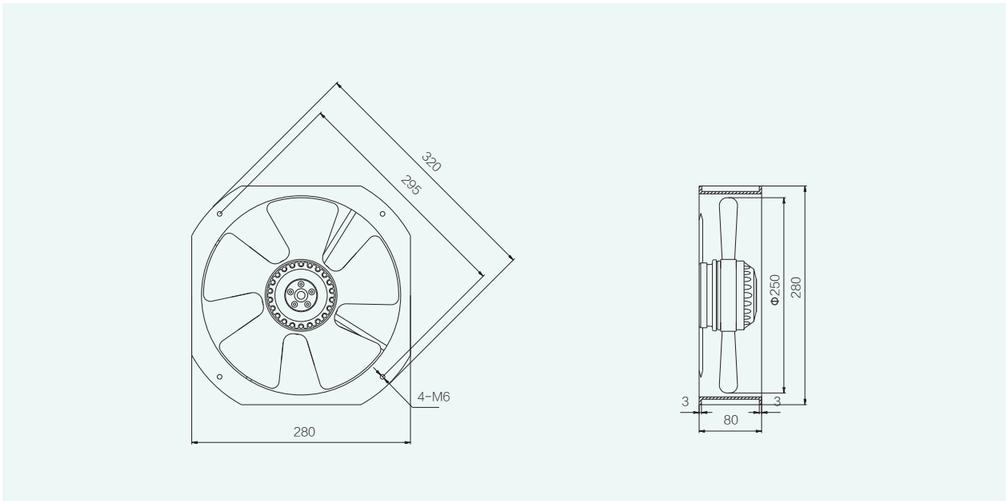

主要参数 The main parameters

型号 Model (№)	额定电压 Rated Voltage (V)	频率 Frequency (Hz)	额定电流 Rated Current (A)	输入功率 Input Power (W)	额定转速 Rated Speed (r/min)	额定风量 Rated Airflow (m³/h)	静压 Pressure (pa)	电容 Capacitance (μF)	噪声 Noise (dBA)	NO.ON THE CURVE
FZY250-2	220	50	0.60	130	2550	1850	190	2	57	❶
	380	50	0.28	115	2580	1820	190	/	57	❷
FZY250-4	220	50	0.32	70	1430	1250	70	2	55	❸
	380	50	0.26	85	1450	1230	70	/	55	❹

注：以上参数如有更改，恕不另行通知。 Note: We will not inform you if we change the data in the form.

FZY 系列外转子高效节能低噪音离心风机 Series Outer Rotor Centrifugal Fan



性能概述 Performance Overview

* FZY 系列离心风机为外转子电机，该系列外转子电机具有结构紧凑、安装方便、运行可靠、噪音低、节能高效等特点。
* FZY 系列离心风机分为单相异步电容运转和三相异步运转两种。广泛用于高级建筑、宾馆、酒店、实验室、厂矿、船舶及地下室等场所的排风、排尘、通风换气、排油烟等。
* FZY 系列离心风机的绝缘等级为 B 级、F 级。
* 电压：单相电容运转风机为 220V/50Hz，三相风机为 380V/50Hz。我们可以按照客户需求生产不同电压、频率的风机。
* 风机适用的环境温度为 -30℃-60℃之间，相对湿度不大于 90%，海拔高度不超过 1000m。
* 风机的平均适用寿命为 30000 小时以上。
* 风机使用前必须将电机的接地线与外部接地装置有效连接。
* 风机特性曲线是在有导风圈且不加网罩的情况下测试。

* FZY series centrifugal fan for the external rotor motor, external rotor motors of the series with a compact, easy to install, reliable operation, low noise, energy efficient features.
* FZY series centrifugal fan into operation two single-phase and three-phase asynchronous induction capacitor run. Widely used in senior buildings, hotels, hotels hoods, laboratories, factories, ships and other places of basement ventilation, dust emission, ventilation and so on.
* FZY series centrifugal fan insulation class B, class F.
* Voltage: single-phase capacitor run fan to 220V/50Hz, three phase fan is 380V/50Hz. We can follow customer demand for the production of different voltages, fan frequency.
* Fan for ambient temperatures between -30 ℃ -60 ℃, relative humidity less than 90%, Altitude less than 1000m.
* The average fan is applicable to life more than 30,000 hours.
* Must be a ground wire motor with external grounding device before connecting the fan to use effectively.
* Fan characteristic curves are circles under wind conditions and does not cover screening tests.

接线图 Wiring Diagram

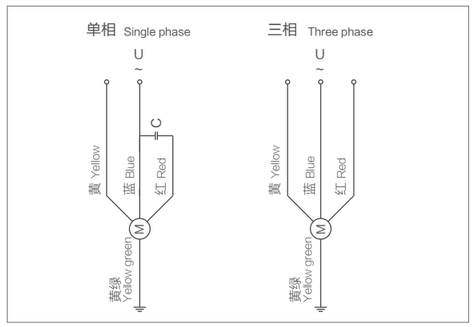

使用说明 Instructions For Use

工作方式：S1	Work: S1
绝缘等级：B 级，F 级	Insulation class: B, F Class
防护等级：IP44,IP54	Protection class: IP44, IP54
环境温度：-30℃-60℃	Ambient temperature: -30 ℃ -60 ℃

型号说明 Model Description

FZY 200 - 4
1 2 3

1: FZY- 交流感应异步外转子电动机
2: 风轮直径：200-- 风轮直径为 200mm
3: 电机极数：2-- 两极，4-- 四极，6-- 六极

1: FZY-AC induction asynchronous external rotor motor
2: Wind wheel diameter :200 - rotor diameter of 200mm
3: The number of motor poles :2 - 2poles, 4 -4poles, 6 -6poles

FZY150离心风机 Centrifugal fan



曲线图 Graph

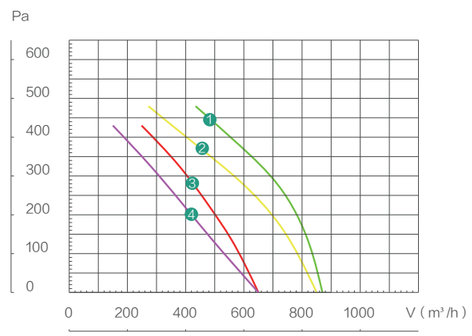

安装尺寸图 Mounting dimensions

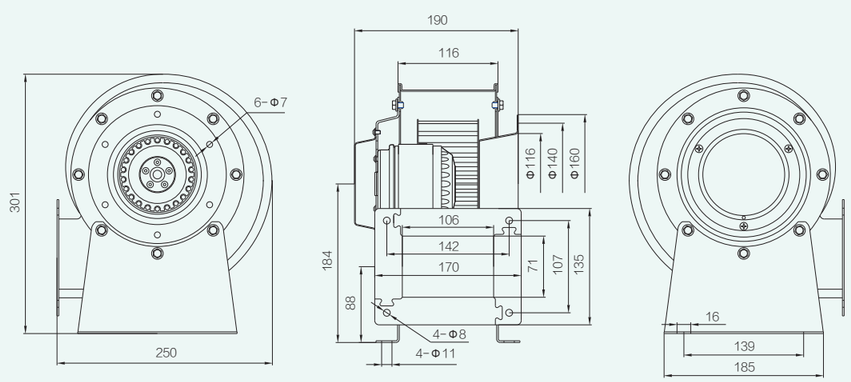

主要参数 The the main parameters

型号 Model (№)	额定电压 Rated Voltage (V)	频率 Frequency (Hz)	额定电流 Rated Current (A)	输入功率 Input Power (W)	额定转速 Rated Speed (r/min)	额定风量 Rated Airflow (m³/h)	静压 Pressure (pa)	电容 Capacitance (μF)	噪声 Noise (dBA)	NO.ON THE CURVE
FZY150-2	220	50	1.18	250	2600	870	480	5	69	❶
	380	50	0.47	245	2650	850	480	/	69	❷
FZY150-4	220	50	1.08	220	1400	650	430	3	58	❸
	380	50	0.40	210	1420	650	430	/	58	❹

注：以上参数如有更改，恕不另行通知。 Note: We will not inform you if we change the data in the form.

FZY200离心风机 Centrifugal fan



曲线图 Graph

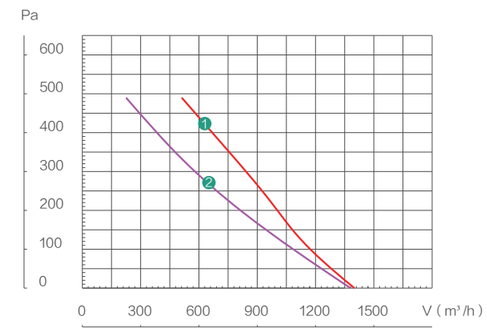

安装尺寸图 Mounting dimensions

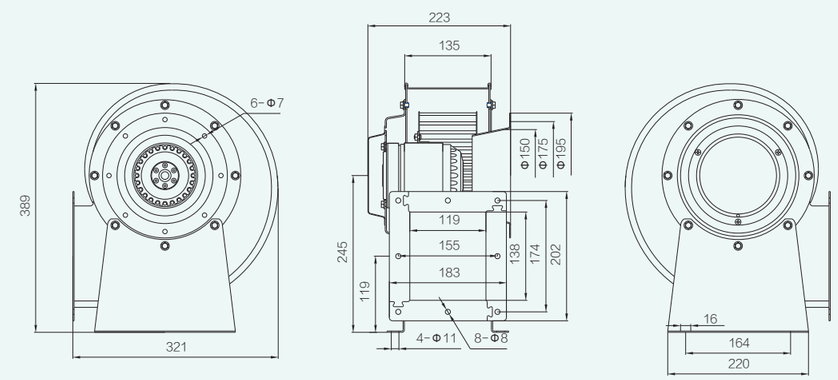

主要参数 The the main parameters

型号 Model (№)	额定电压 Rated Voltage (V)	频率 Frequency (Hz)	额定电流 Rated Current (A)	输入功率 Input Power (W)	额定转速 Rated Speed (r/min)	额定风量 Rated Airflow (m³/h)	静压 Pressure (pa)	电容 Capacitance (μF)	噪声 Noise (dBA)	NO.ON THE CURVE
FZY200-4	220	50	1.21	260	1440	1400	490	8	63	❶
	380	50	0.78	255	1430	1380	490	/	63	❷

注：以上参数如有更改，恕不另行通知。 Note: We will not inform you if we change the data in the form.

FZY250离心风机 Centrifugal fan



曲线图 Graph

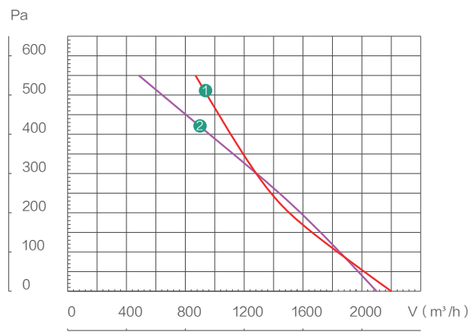

安装尺寸图 Mounting dimensions

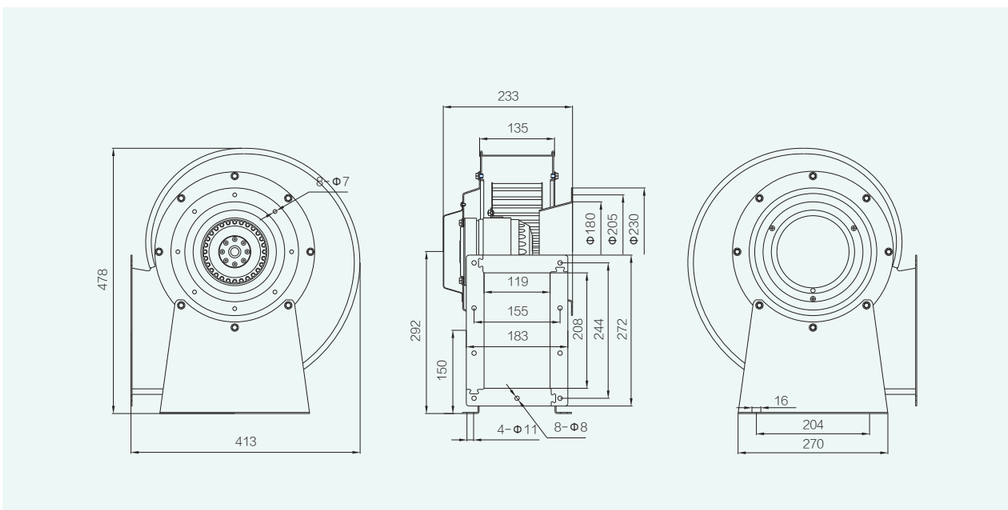

主要参数 The main parameters

型号 Model (№)	额定电压 Rated Voltage (V)	频率 Frequency (Hz)	额定电流 Rated Current (A)	输入功率 Input Power (W)	额定转速 Rated Speed (r/min)	额定风量 Rated Airflow (m^3/h)	静压 Pressure (pa)	电容 Capacitance (μF)	噪声 Noise (dBA)	NO.ON THE CURVE
FZY250-4	220	50	2.31	490	1420	2200	550	12	65	❶
	380	50	1.09	470	1400	2100	550	/	65	❷

注：以上参数如有更改，恕不另行通知。 Note: We will not inform you if we change the data in the form.

FZY300离心风机 Centrifugal fan

曲线图 Graph

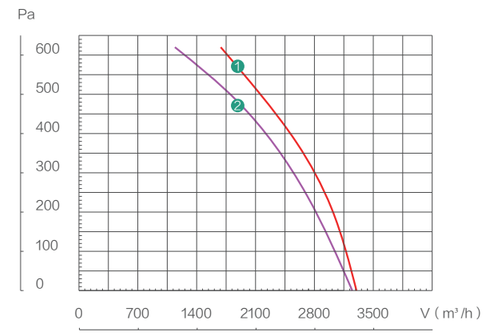

安装尺寸图 Mounting dimensions

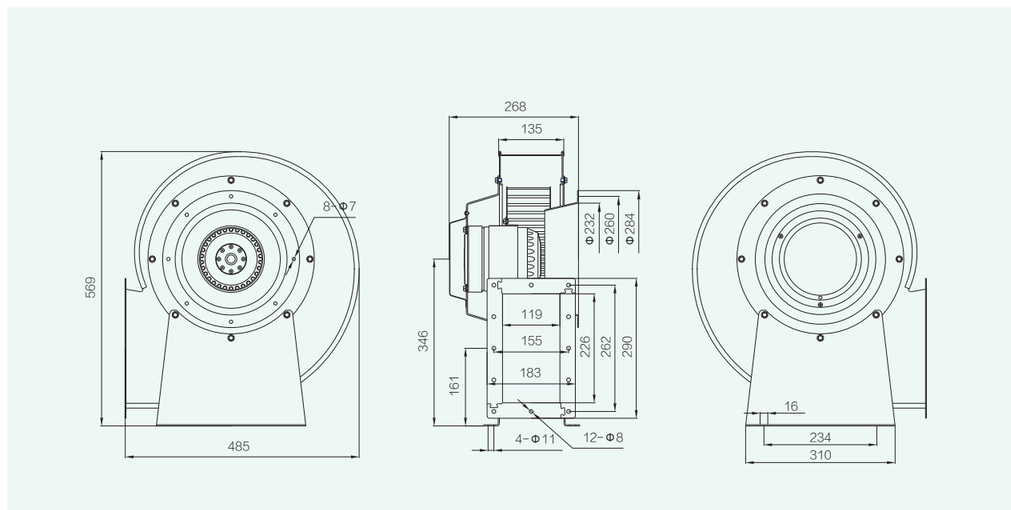

主要参数 The main parameters

型号 Model (№)	额定电压 Rated Voltage (V)	频率 Frequency (Hz)	额定电流 Rated Current (A)	输入功率 Input Power (W)	额定转速 Rated Speed (r/min)	额定风量 Rated Airflow (m^3/h)	静压 Pressure (pa)	电容 Capacitance (μF)	噪声 Noise (dBA)	NO.ON THE CURVE
FZY300-4	220	50	3.91	850	1380	3300	620	22	67	❶
	380	50	1.56	830	1360	3250	620	/	67	❷

注：以上参数如有更改，恕不另行通知。 Note: We will not inform you if we change the data in the form.

FZY 系列外转子排气风扇
Series Outer Rotor Exhaust Fan

性能概述 Performance Overview

* FZY 系列排气风扇为外转子电机，该系列外转子电机具有结构紧凑、安装方便、运行可靠、噪音低、节能高效等特点。
* FZY 系列排气风扇分为单相异步电容运转和三相异步运转两种。广泛用于工厂、仓库、办公楼、食堂厨房、地下室等一般环境下的排气通风，防暑降温。
* FZY 系列排气风扇的绝缘等级为 B 级、F 级。
* 电压：单相电容运转风机为 220V/50Hz，三相风机为 380V/50Hz。我们可以按照客户需求生产不同电压、频率的风机。
* 风机适用的环境温度为 -30℃-60℃之间，相对湿度不大于 90%，海拔高度不超过 1000m。
* 风机的平均适用寿命为 30000 小时以上。
* 风机使用前必须将电机的接地线与外部接地装置有效连接。
* 风机特性曲线是在有导风圈且不加网罩的情况下测试。

* FZY series exhaust fan for the external rotor motor, external rotor motors of the series with a compact, easy to install, reliable operation, low noise, energy efficient features.
* FZY series exhaust fan into operation two single-phase and three-phase asynchronous induction capacitor run. Widely used in factories, warehouses, office buildings, canteen kitchens, basements and other general exhaust ventilation environment, sunstroke.
* FZY series exhaust fan insulation class B, class F.
* Voltage: single-phase capacitor run fan to 220V/50Hz, three phase fan is 380V/50Hz. We can follow customer demand for the production of different voltages, fan frequency.
* Fan for ambient temperatures between -30 ℃ -60 ℃, relative humidity less than 90%, Altitude less than 1000m.
* The average fan is applicable to life more than 30,000 hours.
* Must be a ground wire motor with external grounding device before connecting the fan to use effectively.
* Fan characteristic curves are circles under wind conditions and does not cover screening tests.

接线图 Wiring Diagram

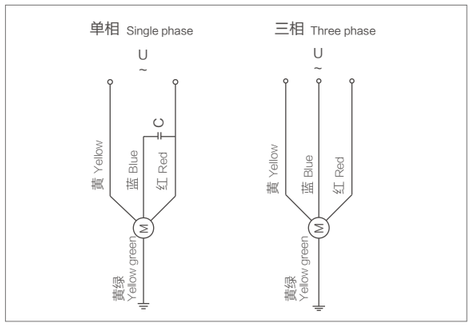

型号说明 Model Description

FZY 200 - 4
1 2 3

1: FZY- 交流感应异步外转子电动机
2: 风轮直径：200-- 风轮直径为 200mm
3: 电机极数：2-- 两极，4-- 四极，6-- 六极

1: FZY-AC induction asynchronous external rotor motor
2: Wind wheel diameter :200 - rotor diameter of 200mm
3: The number of motor poles :2 - 2poles, 4 -4poles, 6 -6poles

使用说明 Instructions For Use

工作方式：S1	Work: S1
绝缘等级：B 级，F 级	Insulation class: B, F Class
防护等级：IP44,IP54	Protection class: IP44, IP54
环境温度：-30℃-60℃	Ambient temperature: -30 ℃ -60 ℃

FZY200排气风扇 Exhaust fan

曲线图 Graph

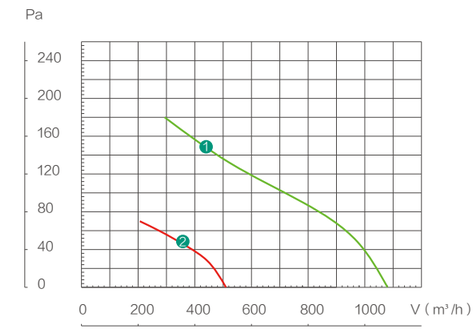

安装尺寸图 Mounting dimensions

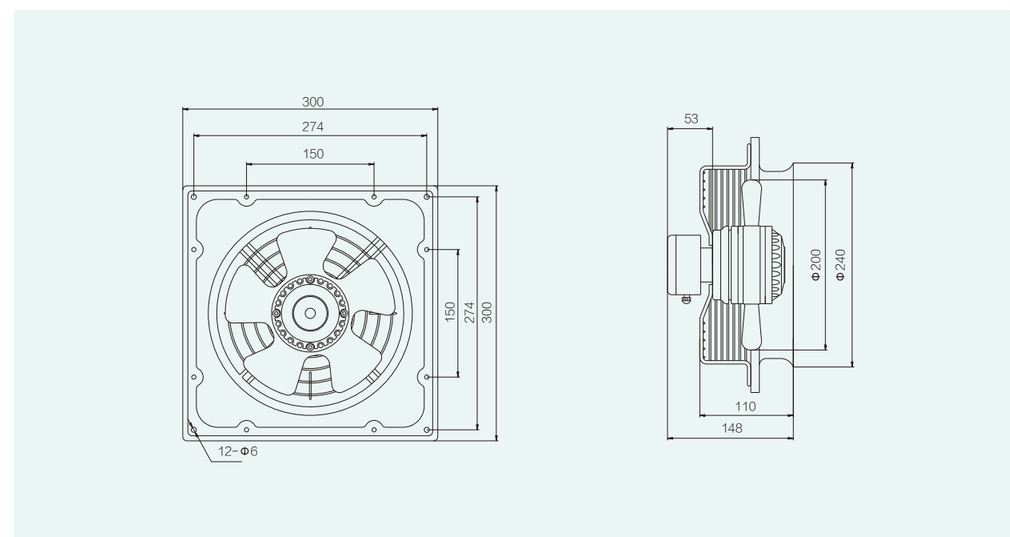

主要参数 The main parameters

型号 Model (№)	额定电压 Rated Voltage (V)	频率 Frequency (Hz)	额定电流 Rated Current (A)	输入功率 Input Power (W)	额定转速 Rated Speed (r/min)	额定风量 Rated Airflow (m^3/h)	静压 Pressure (pa)	电容 Capacitance (μF)	噪声 Noise (dBA)	NO.ON THE CURVE
FZY200-2	220	50	0.32	70	2650	1080	180	2	57	❶
FZY200-4	220	50	0.28	60	1450	510	70	1.2	50	❷

注：以上参数如有更改，恕不另行通知。 Note: We will not inform you if we change the data in the form.

FZY250排气风扇 Exhaust fan

曲线图 Graph

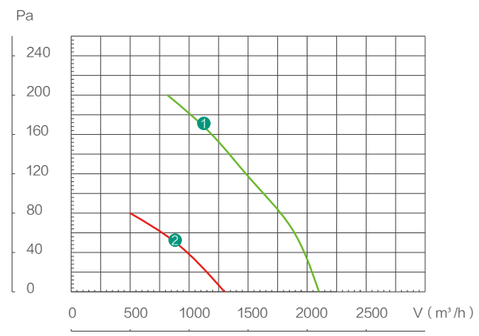

安装尺寸图 Mounting dimensions

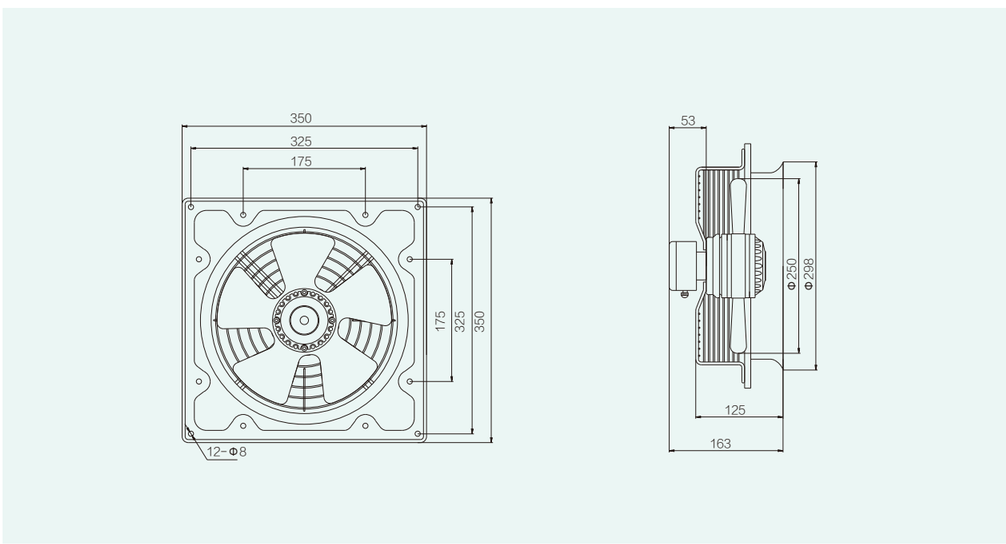

主要参数 The main parameters

型号 Model（№）	额定电压 Rated Voltage（V）	频率 Frequency（Hz）	额定电流 Rated Current（A）	输入功率 Input Power（W）	额定转速 Rated Speed（r/min）	额定风量 Rated Airflow（m³/h）	静压 Pressure（pa）	电容 Capacitance（μF）	噪声 Noise（dBA）	NO.ON THE CURVE
FZY250-2	220	50	0.71	155	2650	2100	200	2	65	❶
FZY250-4	220	50	0.30	65	1450	1300	80	1.2	55	❷

注：以上参数如有更改，恕不另行通知。 Note: We will not inform you if we change the data in the form.

FZY300排气风扇 Exhaust fan

豪华 Luxury

普通 General

百叶 Shutters

安装尺寸图 Mounting dimensions

曲线图 Graph

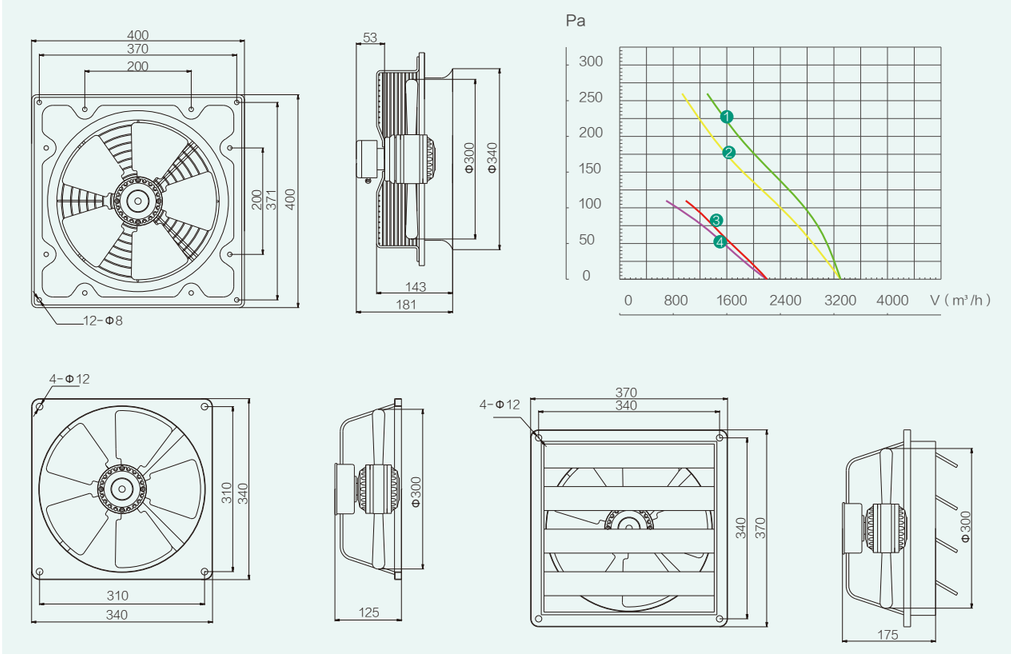

主要参数 The main parameters

型号 Model（№）	额定电压 Rated Voltage（V）	频率 Frequency（Hz）	额定电流 Rated Current（A）	输入功率 Input Power（W）	额定转速 Rated Speed（r/min）	额定风量 Rated Airflow（m³/h）	静压 Pressure（pa）	电容 Capacitance（μF）	噪声 Noise（dBA）	NO.ON THE CURVE
FZY300-2	220	50	0.82	180	2550	3300	260	4	67	❶
	380	50	0.29	140	2550	3300	260	/	67	❷
FZY300-4	220	50	0.35	75	1400	2200	110	2	61	❸
	220	50	0.25	80	1400	2200	110	/	61	❹

注：以上参数如有更改，恕不另行通知。 Note: We will not inform you if we change the data in the form.

FZY350排气风扇 Exhaust fan

豪华 Luxury

普通 General

曲线图 Graph

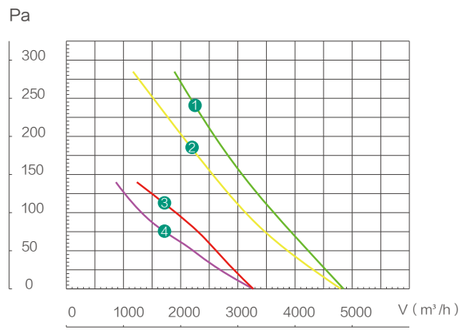

安装尺寸图 Mounting dimensions

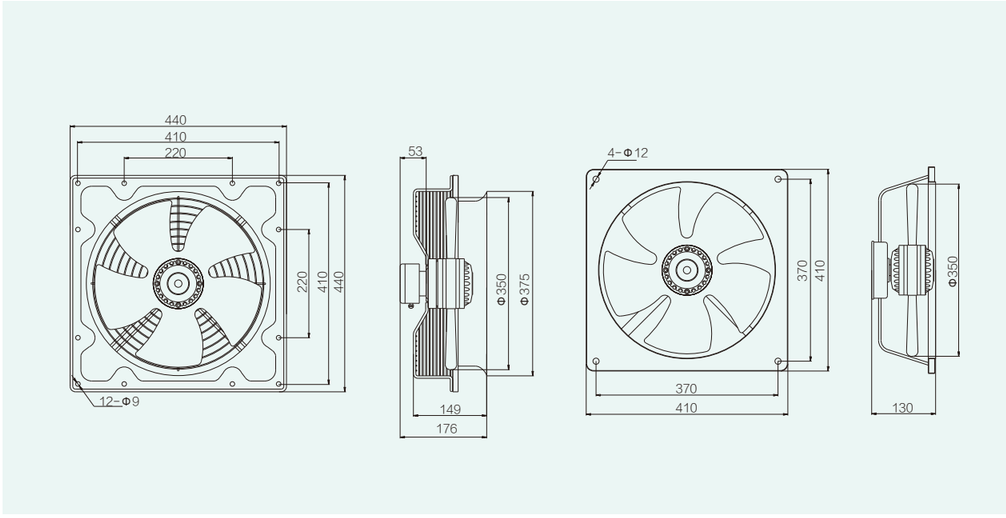

主要参数 The main parameters

型号 Model（№）	额定电压 Rated Voltage（V）	频率 Frequency（Hz）	额定电流 Rated Current（A）	输入功率 Input Power（W）	额定转速 Rated Speed（r/min）	额定风量 Rated Airflow（m³/h）	静压 Pressure（pa）	电容 Capacitance（μF）	噪声 Noise（dBA）	NO.ON THE CURVE
FZY350-2	220	50	1.91	420	2350	4850	285	6	72	❶
	380	50	0.81	420	2350	4800	285	/	73	❷
FZY350-4	220	50	0.51	110	1400	3270	140	3	65	❸
	380	50	0.39	120	1400	3270	140	/	65	❹

注：以上参数如有更改，恕不另行通知。 Note: We will not inform you if we change the data in the form.

FZY400排气风扇 Exhaust fan

豪华 Luxury

普通 General

百叶 Shutters

安装尺寸图 Mounting dimensions

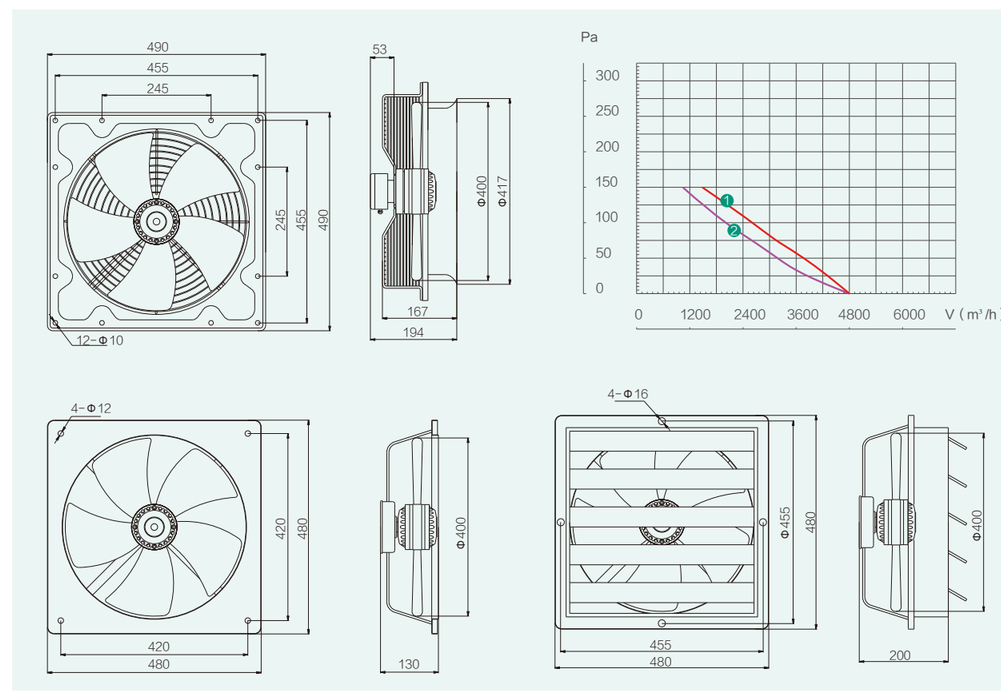

曲线图 Graph

主要参数 The main parameters

型号 Model（№）	额定电压 Rated Voltage（V）	频率 Frequency（Hz）	额定电流 Rated Current（A）	输入功率 Input Power（W）	额定转速 Rated Speed（r/min）	额定风量 Rated Airflow（m³/h）	静压 Pressure（pa）	电容 Capacitance（μF）	噪声 Noise（dBA）	NO.ON THE CURVE
FZY400-4	220	50	0.87	190	1420	4800	150	3	68	❶
	380	50	0.53	180	1400	4800	150	/	68	❷

注：以上参数如有更改，恕不另行通知。 Note: We will not inform you if we change the data in the form.

FZY450排气风扇 Exhaust fan

曲线图 Graph

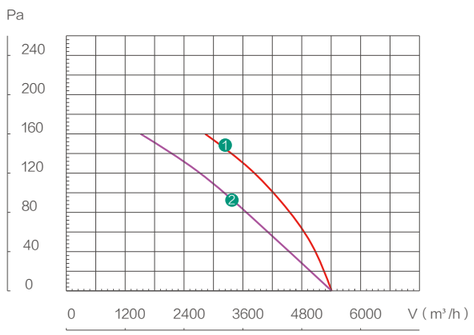

安装尺寸图 Mounting dimensions

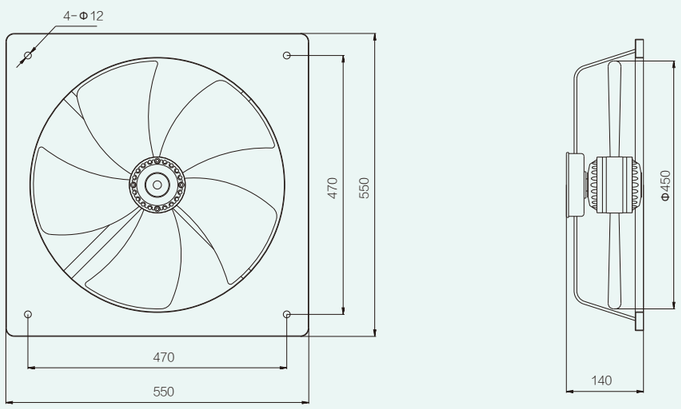

主要参数 The main parameters

型号 Model (№)	额定电压 Rated Voltage (V)	频率 Frequency (Hz)	额定电流 Rated Current (A)	输入功率 Input Power (W)	额定转速 Rated Speed (r/min)	额定风量 Rated Airflow (m^3/h)	静压 Pressure (pa)	电容 Capacitance (μF)	噪声 Noise (dBA)	NO.ON THE CURVE
FZY450-4	220	50	1.28	280	1450	5410	160	5	73	❶
	380	50	0.70	210	1450	5410	160	/	73	❷

注：以上参数如有更改，恕不另行通知。 Note: We will not inform you if we change the data in the form.

FZY500排气风扇 Exhaust fan

曲线图 Graph

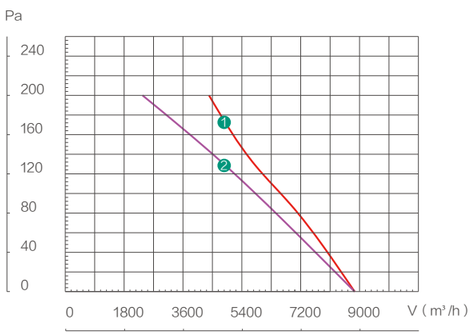

安装尺寸图 Mounting dimensions

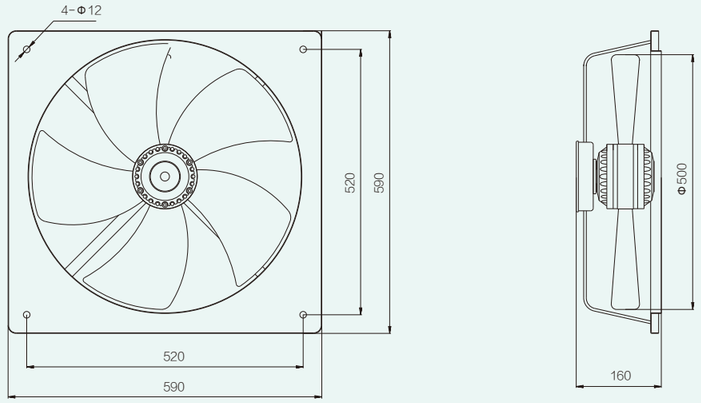

主要参数 The main parameters

型号 Model (№)	额定电压 Rated Voltage (V)	频率 Frequency (Hz)	额定电流 Rated Current (A)	输入功率 Input Power (W)	额定转速 Rated Speed (r/min)	额定风量 Rated Airflow (m^3/h)	静压 Pressure (pa)	电容 Capacitance (μF)	噪声 Noise (dBA)	NO.ON THE CURVE
FZY500-4	220	50	1.69	370	1400	8850	200	8	74	❶
	380	50	0.88	360	1350	8850	200	/	74	❷

注：以上参数如有更改，恕不另行通知。 Note: We will not inform you if we change the data in the form.

FZY 系列外转子离心式屋顶风机
Series Outer Rotor Centrifugal Roof Fan

性能概述 Performance Overview

* FZY 系列外转子离心式屋顶风机是我公司科研人员在充分吸收欧美等先进国家风机技术基础上，引进国外先进技术和制造方法并结合国内屋顶风机的优点自行研发的新型离心式屋顶风机。
* 该系列屋顶风机驱动改用外转子电机，比原屋顶风机噪音更低，风压更高，风量更大，能耗更低。能适应建筑物的不同结构形式和使用需求，直接安装在屋顶上，使用方便，操作简单。
* 广泛用于酒店宾馆、高级会所、超市、公寓、个人房间、储藏室、卫生间，以及石油，化工，纺织，冶金，铸造，和机械厂房，仓库等建筑物室内通风换气。

* FZY series outer rotor centrifugal roof fan is my company researchers in the country to fully absorb the advanced turbine technology base in Europe and America, the introduction of foreign advanced technology and manufacturing methods combined with the advantages of self-developed domestic roof fan new centrifugal roof fan.
* The roof fan series external rotor motor drive switch, lower than the original roof fan noise, higher pressure, higher air volume, lower energy consumption. Able to adapt to the needs of different forms of structure and use of the building, directly mounted on the roof, easy to use, easy to operate.
* Widely used in hotels, senior clubs, supermarkets, apartment, private room, pantry, bathroom, as well as petroleum, chemical, textile, metallurgy, casting and machinery factories, warehouses and other buildings indoor ventilation.

接线图 Wiring Diagram

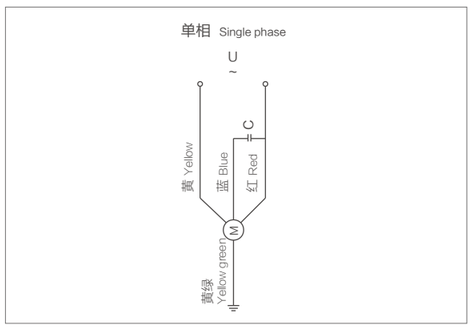

型号说明 Model Description

FZY 315 - 4
1 2 3

1: FZY- 交流感应异步外转子电动机
2: 风叶直径：315-- 风叶直径为 315mm
3: 电机极数：2-- 两极，4-- 四极，6-- 六极

1: FZY-AC induction asynchronous external rotor motor
2: Blade diameter :315 - 315mm diameter fan
3: The number of motor poles :2 - 2poles, 4 -4poles, 6 -6poles

使用说明 Instructions For Use

工作方式：S1	Work: S1
绝缘等级：B 级，F 级	Insulation class: B, F Class
防护等级：IP44,IP54	Protection class: IP44, IP54
环境温度：-30℃-60℃	Ambient temperature: -30 ℃ -60 ℃

FZY315屋顶风机 Roof fan

曲线图 Graph

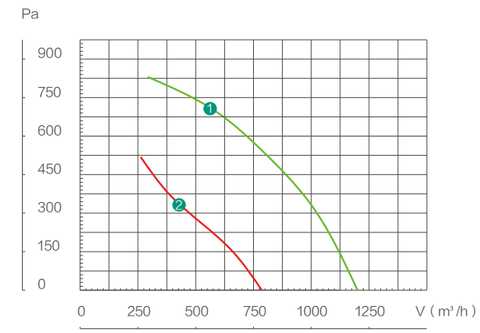

安装尺寸图 Mounting dimensions

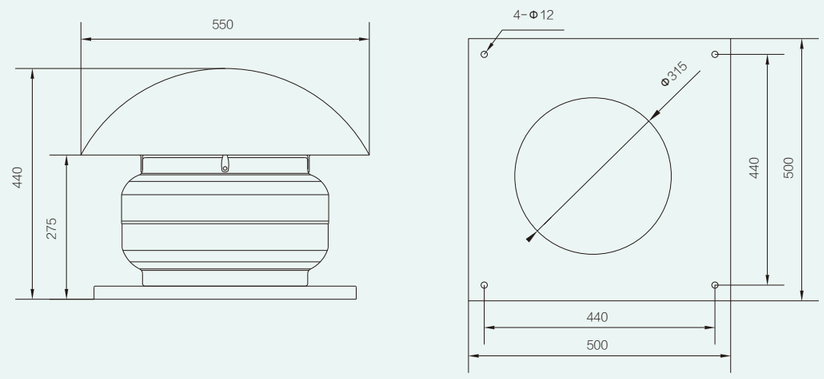

主要参数 The main parameters

型号 Model (№)	额定电压 Rated Voltage (V)	频率 Frequency (Hz)	额定电流 Rated Current (A)	输入功率 Input Power (W)	额定转速 Rated Speed (r/min)	额定风量 Rated Airflow (m³/h)	静压 Pressure (pa)	电容 Capacitance (μF)	噪声 Noise (dBA)	NO.ON THE CURVE
FZY315-2	220	50	1.25	270	2660	1200	830	6	60	❶
FZY315-4	220	50	0.57	125	1450	780	470	4	48	❷

注：以上参数如有更改，恕不另行通知。 Note: We will not inform you if we change the data in the form.

XYDF 系列外转子低噪音离心风机
Series Outer Rotor Motor Overview

性能概述 Performance Overview

* XYDF 系列离心风机为外转子电机，该系列外转子电机具有结构紧凑、安装方便、运行可靠、噪音低、节能高效等特点。
* XYDF 系列离心风机分为单相异步电容运转和三相异步运转两种。广泛用于地面各种控制设施、电子设备的强迫通风，也可用于管道除尘，排气排热，广告充气模型，环境保护和污染控制等方面。
* XYDF 系列离心风机的绝缘等级为 B 级、F 级。
* 电压：单相电容运转风机为 220V/50Hz，三相风为 380V/50Hz。我们可以按照客户需求生产不同电压、频率的风机。
* 风机适用的环境温度为 -30℃-60℃之间，相对湿度不大于 90%，海拔高度不超过 1000m。
* 风机的平均适用寿命为 30000 小时以上。
* 风机使用前必须将电机的接地线与外部接地装置有效连接。
* 风机特性曲线是在有导风圈且不加网罩的情况下测试。

* XYDF series centrifugal fan for the external rotor motor, external rotor motors of the series with a compact, easy to install, reliable operation, low noise, energy efficient features.
* XYDF series centrifugal fan into operation two single-phase and three-phase asynchronous induction capacitor run. A wide variety of ground control facilities for electronic equipment forced ventilation, dust can also be used for pipe, the exhaust heat, inflatable advertising model, environmental protection and pollution control, etc..
* XYDF series centrifugal fan insulation class B, class F.
* Voltage: single-phase capacitor run fan to 220V/50Hz, three phase wind is 380V/50Hz. We can follow customer demand for the production of different voltages, fan frequency.
* Fan for ambient temperatures between -30 ℃ -60 ℃, relative humidity less than 90%, Altitude less than 1000m.
* The average fan is applicable to life more than 30,000 hours.
* Must be a ground wire motor with external grounding device before connecting the fan to use effectively.
* Fan characteristic curves are circles under wind conditions and does not cover screening tests.

接线图 Wiring Diagram

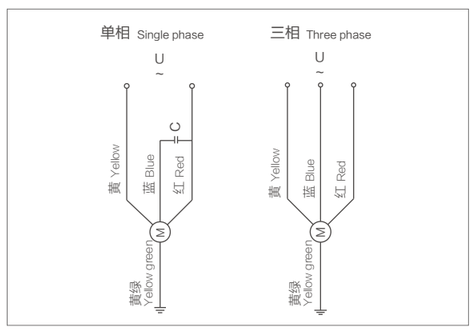

使用说明 Instructions For Use

工作方式：S1	Work: S1
绝缘等级：B 级，F 级	Insulation class: B, F Class
防护等级：IP44,IP54	Protection class: IP44, IP54
环境温度：-30℃-60℃	Ambient temperature: -30 ℃ -60 ℃

型号说明 Model Description

XYDF 130 - 2
1 2 3

1: XYDF- 外转子离心风机
2: 风轮直径：130-- 风轮直径为 130mm
3: 电机极数：2-- 两极，4-- 四极

1: XYDF-external rotor centrifugal fan
2: Wind wheel diameter :130 - rotor diameter of 130mm
3: The number of motor poles :2 - 2poles, 4 -4poles, 6 -6poles

XYDF130离心风机 Centrifugal fan

曲线图 Graph

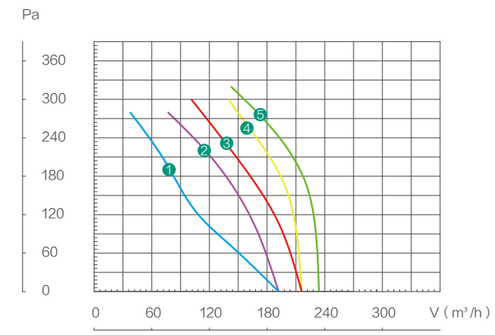

安装尺寸图 Mounting dimensions

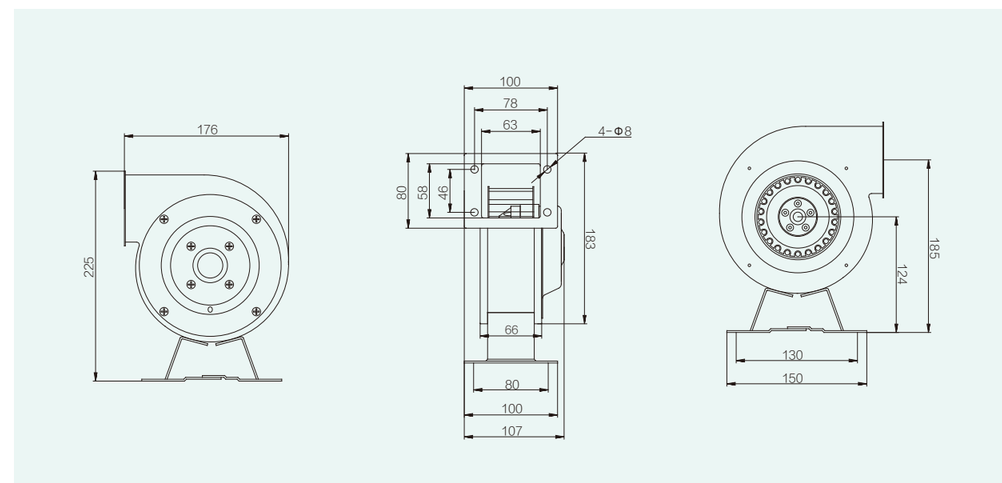

主要参数 The main parameters

型号 Model (№)	额定电压 Rated Voltage (V)	频率 Frequency (Hz)	额定电流 Rated Current (A)	输入功率 Input Power (W)	额定转速 Rated Speed (r/min)	额定风量 Rated Airflow (m³/h)	静压 Pressure (pa)	电容 Capacitance (μF)	噪声 Noise (dBA)	NO.ON THE CURVE
XYDF 130-2	220	50	0.28	60	2600	192	280	2	62	❶
	380	50	0.13	60	2600	192	280	/	62	❷
	220	50	0.55	120	2600	216	300	2	62	❸
	380	50	0.26	120	2600	216	300	/	62	❹
	220	50	0.82	180	2600	234	320	2	62	❺

注：以上参数如有更改，恕不另行通知。 Note: We will not inform you if we change the data in the form.

XYDF150离心风机 Centrifugal fan

曲线图 Graph

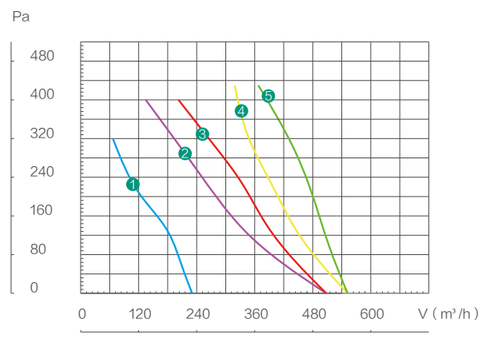

安装尺寸图 Mounting dimensions

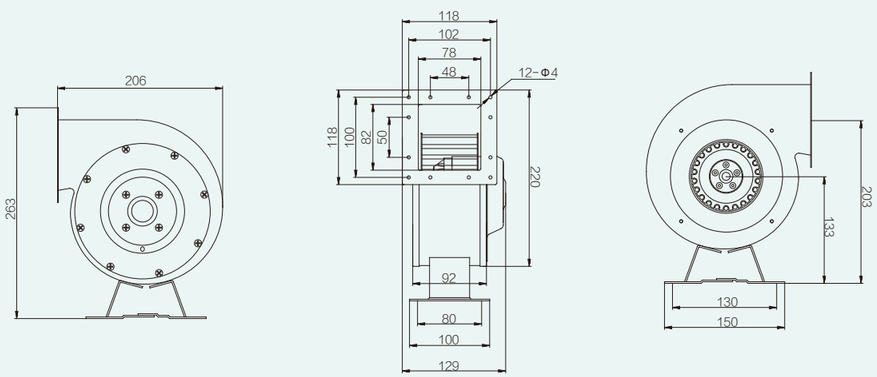

主要参数 The main parameters

型号 Model (№)	额定电压 Rated Voltage (V)	频率 Frequency (Hz)	额定电流 Rated Current (A)	输入功率 Input Power (W)	额定转速 Rated Speed (r/min)	额定风量 Rated Airflow (m³/h)	静压 Pressure (pa)	电容 Capacitance (μF)	噪声 Noise (dBA)	NO.ON THE CURVE
XYDF 150-2	380	50	0.35	180	2600	234	320	/	62	❶
	220	50	0.91	200	2600	510	400	5	62	❷
	380	50	0.38	200	2600	510	400	/	62	❸
	220	50	1.10	240	2600	552	430	5	62	❹
	380	50	0.46	240	2600	552	430	/	62	❺

注：以上参数如有更改，恕不另行通知。 Note: We will not inform you if we change the data in the form.

DKW 系列外转子空调风机
Series Outer Rotor Motor Overview

性能概述 Performance Overview

* DKW 系列风机为外转子电机，该系列外转子电机具有结构紧凑、安装方便、运行可靠、噪音低、节能高效等特点。
* DKW 系列风机为单相异步电容运转和三相异步运转两种。广泛用于工矿企业、宾馆、大型商场等通风换气，中央空调机组、净化空调、紧凑型风机盘管机组的配套。
* DKW 系列风机的绝缘等级为 B 级、F 级。
* DKW 系列风机另有加箱体噪音更低的 SDKW 系列风机。
* 电压：单相电容运转电风机为 220V/50Hz，三相风机为 380V/50Hz。我们可以按照客户需求生产不同电压、频率的风机。
* 风机适用的环境温度为 -30℃-60℃之间，相对湿度不大于 90%，海拔高度不超过 1000m。
* 风机的平均适用寿命为 30000 小时以上。
* 风机使用前必须将电机的接地线与外部接地装置有效连接。

* DKW series fan for the external rotor motor, external rotor motors of the series with a compact, easy to install, reliable operation, low noise, energy efficient features.
* DKW series fan is running two single-phase and three-phase asynchronous induction capacitor run. Widely used in industrial and mining enterprises, hotels, shopping malls and other ventilation, central air Transfer unit, purification supporting air conditioning, compact fan coil units.
* DKW series fan insulation class B, class F.
* DKW series fan noise box plus another lower SDKW series fan.
* Voltage: single-phase capacitor run electric fan is 220V/50Hz, three phase fan is 380V/50Hz. We can follow customer demand for the production of different voltages, fan frequency.
* Fan for ambient temperatures between -30 ℃ -60 ℃, relative humidity less than 90%, Altitude less than 1000m.
* The average fan is applicable to life more than 30,000 hours.
* Must be a ground wire motor with external grounding device before connecting the fan to use effectively.

接线图 Wiring Diagram

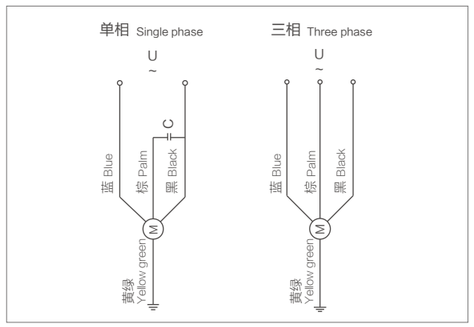

型号说明 Model Description

DKW 225 - Ⅰ
1 2 3

1: DKW- 低噪声外转子空调风机
2: 叶轮直径：225- 风机叶轮直径叶 225mm
3: 风机型号：Ⅰ -1 型，Ⅱ-2 型

1: DKW-low noise external rotor conditioning fan
2: Impeller diameter: 225 - 225mm leaf blower impeller diameter
3: Fan Model: Ⅰ -1 type, Ⅱ -2 type

配用电机型号说明 With Motor Model Description

YDW 0.25 - 4
1 2 3

1: YDW- 交流感应异步外转子电动机
2: 额定功率：0.25-- 额定功率为 0.25KW
3: 电机极数：2-- 两极，4-- 四极，6-- 六极

1: YDW-AC induction asynchronous external rotor motor
2: Rated power 0.25 - rated at 0.25KW
3: The number of motor poles :2 - 2poles, 4 -4poles, 6 -6poles

使用说明 Instructions For Use

工作方式：S1	Work: S1
绝缘等级：B 级，F 级	Insulation class: B, F Class
防护等级：IP44,IP54	Protection class: IP44, IP54
环境温度：-30℃-60℃	Ambient temperature: -30 ℃ -60 ℃

DKW空调风机 Air conditioning fan

安装尺寸图 Mounting dimensions

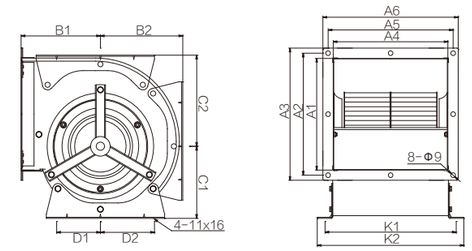

（200-400）

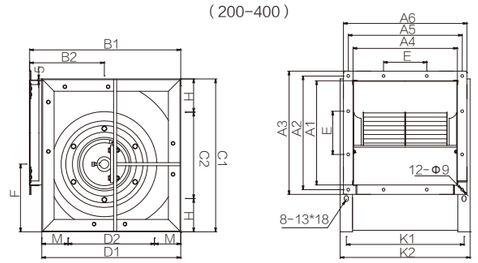

（450-500）

DKW系列空调风机尺寸表 DKW Series air-conditioning fan size table

型号 Model	出风口尺寸 Outlet Size						外形安装尺寸 Dimensions							
（№）	A1	A2	A3	A4	A5	A6	B1	B2	C1	C2	D1	D2	K1	K2
DKW200	217	247	277	223	253	283	154	160	140	177	85	105	255	285
DKW225-Ⅰ	244	274	304	252	282	312	169	178	158	200	100	120	284	314
DKW225-Ⅱ	244	274	304	282	312	342	167	193	168	218	100	120	314	344
DKW250-Ⅰ	271	301	331	279	309	339	184	200	180	220	110	130	311	341
DKW250-Ⅱ	271	301	331	298	328	358	187	205	181	229	110	130	330	360
DKW280-Ⅰ	305	335	365	300	330	360	201	220	195	245	132	138	330	360
DKW280-Ⅱ	305	335	365	356	386	416	201	220	195	245	132	138	386	416
DKW315-Ⅰ	338	368	394	338	368	394	242	245	217	270	135	135	370	400
DKW315-Ⅱ	338	368	394	400	430	460	242	245	217	270	135	135	430	490
DKW355-Ⅰ	375	405	435	375	405	435	268	280	247	312	155	155	423	450
DKW355-Ⅱ	375	405	435	431	461	491	268	280	247	312	155	155	476	504
DKW400-Ⅰ	419	449	479	419	449	479	295	313	280	354	190	190	473	505
DKW400-Ⅱ	419	449	479	460	490	520	295	313	280	354	190	190	514	545

型号 Model	出风口尺寸 Outlet Size							外形安装尺寸 Dimensions										
（№）	A1	A2	A3	A4	A5	A6	E	B1	B2	C1	C2	H	D1	D2	M	F	K1	K2
DKW450-Ⅰ	469	499	529	469	499	529	170	674	322	703	400	152	634	400	117	312	519	569
DKW450-Ⅱ	469	499	529	530	560	590	170	674	322	703	400	152	634	400	117	312	580	630
DKW500-Ⅰ	506	536	566	506	536	566	170	741	351	780	450	165	701	450	125	346	556	606
DKW500-Ⅱ	506	536	566	600	630	660	170	741	351	780	450	165	701	450	125	346	650	700

注：以上参数如有更改，恕不另行通知。 Note: We will not inform you if we change the data in the form.

SDKW空调风机 Air conditioning fan

普通型
Conventional Type

铝合金框架型
Aluminum Alloy Frame Type

安装尺寸图 Mounting dimensions

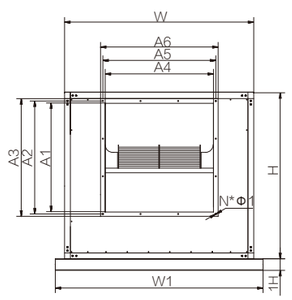

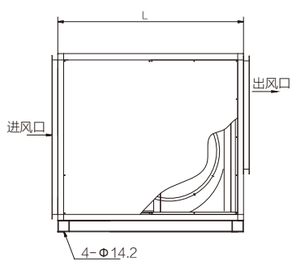

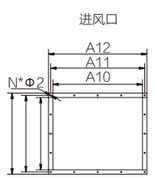

SDKW系列空调风机尺寸表　SDKW series of air-conditioning fan size table

型号 Model	出风口尺寸 Outlet Size							外形安装尺寸 Dimensions							箱体外形尺寸 Cabinet Dimensions			基础宽 Wide Basis	基础高 Basis High
(№)	A1	A2	A3	A4	A5	A6	N*φ1	A7	A8	A9	A10	A11	A12	N*φ2	L	W	H	W1	H1
SDKW200	220	250	280	220	250	280	12*φ8.5	340	310	280	380	410	440	16*φ8.5	420	520	420	620	40
SDKW225-Ⅰ	250	280	310	250	280	310	12*φ8.5	380	350	320	460	490	520	16*φ8.5	460	600	460	700	40
SDKW225-Ⅱ	250	280	310	280	310	340	12*φ8.5	380	350	320	460	490	520	16*φ8.5	460	600	460	700	40
SDKW250-Ⅰ	275	305	335	280	310	340	12*φ8.5	410	380	350	510	540	570	16*φ8.5	490	650	490	750	40
SDKW250-Ⅱ	275	305	335	300	330	360	12*φ8.5	410	380	350	510	540	570	16*φ8.5	490	650	490	750	40
SDKW280-Ⅰ	305	335	365	300	330	360	12*φ8.5	450	420	390	580	610	640	16*φ8.5	530	720	530	820	40
SDKW280-Ⅱ	305	335	365	356	386	416	12*φ8.5	450	420	390	580	610	640	16*φ8.5	530	720	530	820	40
SDKW315-Ⅰ	338	368	398	338	368	398	12*φ8.5	520	490	460	640	670	700	16*φ8.5	600	780	600	880	40
SDKW315-Ⅱ	338	368	398	400	430	460	12*φ8.5	520	490	460	640	670	700	16*φ8.5	600	780	600	880	40
SDKW355-Ⅰ	375	405	435	375	405	435	12*φ8.5	580	550	520	660	690	720	16*φ8.5	660	800	660	900	40
SDKW355-Ⅱ	375	405	435	431	461	491	12*φ8.5	580	550	520	660	690	720	16*φ8.5	660	800	660	900	40
SDKW400-Ⅰ	420	450	480	420	450	480	16*φ8.5	640	610	580	720	750	780	16*φ8.5	720	860	720	960	40
SDKW400-Ⅱ	420	450	480	460	490	520	16*φ8.5	640	610	580	720	750	780	16*φ8.5	720	860	720	960	40
SDKW450-Ⅰ	470	500	530	470	500	530	12*φ8.5	720	690	660	790	820	850	16*φ8.5	800	930	800	1050	50
SDKW450-Ⅱ	470	500	530	530	560	586	12*φ8.5	720	690	660	790	820	850	16*φ8.5	800	930	800	1050	50
SDKW500-Ⅰ	510	540	570	510	540	570	16*φ8.5	800	770	740	860	890	920	16*φ8.5	880	1000	880	1120	50
SDKW500-Ⅱ	510	540	570	600	630	656	16*φ8.5	800	770	740	860	890	920	16*φ8.5	880	1000	880	1120	50

注：以上参数如有更改，恕不另行通知。 Note: We will not inform you if we change the data in the form.

DKW/SDKW空调风机　Air conditioning fan

DKW/SDKW系列外转子空调风机主要技术参数
DKW / SDKW series external rotor main technical parameters of air-conditioning fan

型号 Model (№)	配用电机 Equipped With A Motor (KW-P)	流量 Flow (m^3/h)	全压 Total Pressure (pa)	噪声 Noise (dBA)
DKW/SDKW200	YDW0.25-4	920-1700	250-290	67
DKW/SDKW225-Ⅰ	YDW0.25-6	840-1960	150-180	63
	YDW0.37-4	1190-1970	340-390	67
	YDW0.45-4	1340-2540	340-380	70
DKW/SDKW225-Ⅱ	YDW0.45-4	1690-2820	270-360	70
	YDW0.55-4	1600-3220	230-370	72
DKW/SDKW250-Ⅰ	YDW0.37-6	1730-3220	180-230	70
	YDW0.45-4	1690-2490	420-480	67
	YDW0.55-4	1520-2510	430-520	68
DKW/SDKW250-Ⅱ	YDW0.45-4	1090-2850	420-440	67
	YDW0.55-4	1590-2900	410-450	68
DKW/SDKW280-Ⅰ	YDW0.55-6	1800-2560	260-300	73
	YDW0.8-4	2160-3250	580-610	74
DKW/SDKW280-Ⅱ	YDW0.8-4	1460-3510	500-520	74
	YDW1.1-4	2280-4510	370-510	75
DKW/SDKW315-Ⅰ	YDW0.8-6	2340-4550	320-360	72
	YDW1.1-6	3610-5640	300-360	77
	YDW1.8-4	2970-5470	670-750	79
DKW/SDKW315-Ⅱ	YDW0.8-6	4250-5360	300-340	72
	YDW1.1-6	4150-6610	220-310	77
	YDW1.8-4	3930-5870	660-720	79
DKW/SDKW355-Ⅰ	YDW1.1-6	2870-5710	430-510	72
	YDW1.5-6	3170-6340	430-540	77
DKW/SDKW355-Ⅱ	YDW1.5-6	2980-7400	420-470	76
	YDW1.8-6	4100-8590	420-460	79
DKW/SDKW400-Ⅰ	YDW1.8-6	4140-7480	550-640	73
	YDW2.2-6	4750-9690	580-670	78
	YDW3.0-6	5650-11070	530-610	82
DKW/SDKW400-Ⅱ	YDW1.8-6	4980-9060	540-560	75
	YDW2.2-6	4420-10160	500-550	79
DKW/SDKW450-Ⅰ	YDW3.0-6	6750-9950	730-770	76
	YDW4.0-6	5560-11870	690-780	79
DKW/SDKW450-Ⅱ	YDW3.0-6	5980-10510	610-700	75
	YDW4.0-6	6230-12660	630-710	79
DKW/SDKW500-Ⅰ	YDW5.5-6	8380-15660	810-910	83
	YDW7.5-6	10920-17770	580-850	86
DKW/SDKW500-Ⅱ	YDW5.5-6	8380-16520	750-810	81
	YDW7.5-6	8800-19000	790-860	84

注：以上参数如有更改，恕不另行通知。 Note: We will not inform you if we change the data in the form.

KDT 系列外转子空调风机
Series Outer Rotor Motor Overview

性能概述 Performance Overview

* KDT 系列风机为外转子电机，该系列外转子电机具有结构紧凑、安装方便、运行可靠、噪音低、节能高效等特点。
* KDT 系列风机为单相异步电容运转和三相异步运转两种。广泛用于工矿企业、宾馆、大型商场等通风换气，中央空调机组、净化空调、紧凑型风机盘管机组的配套。
* KDT 系列风机的绝缘等级为 B 级、F 级。
* KDT 系列风机另有加箱体噪音更低的 SKDT 系列风机。
* 电压：单相电容运转电风机为 220V/50Hz，三相风机为 380V/50Hz。我们可以按照客户需求生产不同电压、频率的风机。
* 风机适用的环境温度为 -30℃-60℃之间，相对湿度不大于 90%，海拔高度不超过 1000m。
* 风机的平均适用寿命为 30000 小时以上。
* 风机使用前必须将电机的接地线与外部接地装置有效连接。

* KDT series fan for the external rotor motor, external rotor motors of the series with a compact, easy to install, reliable operation, low noise, energy efficient features.
* KDT series fan is running two single-phase and three-phase asynchronous induction capacitor run. Widely used in industrial and mining enterprises, hotels, shopping malls and other ventilation, central air conditioning units, clean air-conditioning, fan coil units compact package.
* KDT series fan insulation class B, class F.
* KDT series fan noise box plus another lower SKDT series fan.
* Voltage: single-phase capacitor run electric fan is 220V/50Hz, three phase fan is 380V/50Hz. We can follow customer demand for the production of different voltages, fan frequency.
* Fan for ambient temperatures between -30 ℃ -60 ℃, relative humidity less than 90%, altitude less than 1000m.
* The average fan is applicable to life more than 30,000 hours.
* Must be a ground wire motor with external grounding device before connecting the fan to use effectively.

接线图 Wiring Diagram

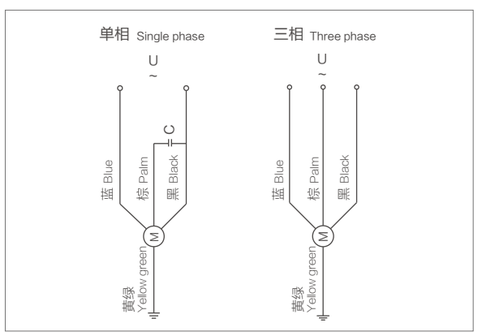

型号说明 Model Description

KDT - 200
1 2

1: KDT- 低噪音外转子空调风机
2: 叶轮直径：200- 风机叶轮直径叶 200mm

1: KDT-low noise external rotor conditioning fan
2: Impeller diameter: 200 - 200mm leaf blower impeller diameter

配用电机型号说明 With Motor Model Description

YDW 0.25 - 4
1 2 3

1: YDW- 交流感应异步外转子电动机
2: 额定功率：0.25-- 额定功率为 0.25KW
3: 电机极数：2-- 两极，4-- 四极，6-- 六极

1: YDW-AC induction asynchronous external rotor motor
2: Rated power 0.25 - rated at 0.25KW
3: The number of motor poles :2 - 2poles, 4 -4poles, 6 -6poles

使用说明 Instructions For Use

工作方式：S1	Work: S1
绝缘等级：B 级，F 级	Insulation class: B, F Class
防护等级：IP44,IP54	Protection class: IP44, IP54
环境温度：-30℃-60℃	Ambient temperature: -30 ℃ -60 ℃

KDT空调风机 Air conditioning fan

安装尺寸图 Mounting dimensions

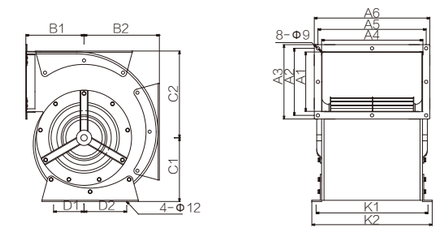

（200-280）

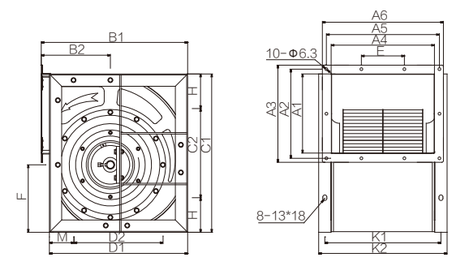

（300-500）

KDT系列空调风机尺寸表 KDT series of air-conditioning fan size table

型号 Model	出风口尺寸 Outlet Size						外形安装尺寸 Dimensions							
（№）	A1	A2	A3	A4	A5	A6	B1	B2	C1	C2	D1	D2	K1	K2
KDT-200	132	162	192	223	253	283	150	168	151	188	78	102	248	270
KDT-225	153	183	213	252	282	312	170	194	173	218	89	117	274	296
KDT-250	164	194	224	279	309	339	185	203	182	228	105	135	305	337
KDT-280	239	269	299	300	330	360	213	244	226	284	130	140	330	360

注：以上参数如有更改，恕不另行通知。 Note: We will not inform you if we change the data in the form.

型号 Model	出风口尺寸 Outlet Size							外形安装尺寸 Dimensions										
（№）	A1	A2	A3	A4	A5	A6	E	B1	B2	C1	C2	H	D1	D2	M	F	K1	K2
KDT-300	258	288	318	338	368	398	0	477	225	515	290	113	450	290	80	220	378	418
KDT-350	285	315	345	375	405	435	140	553	265	579	315	132	515	315	100	257	415	455
KDT-400	326	356	386	419	449	479	140	627	300	657	355	151	579	355	112	292	459	599
KDT-450	469	499	529	469	499	529	170	674	322	703	400	152	634	400	117	312	519	569
KDT-500	506	536	566	506	536	566	170	741	351	780	450	165	701	450	125	346	556	606

注：以上参数如有更改，恕不另行通知。 Note: We will not inform you if we change the data in the form.

SKDT空调风机 Air conditioning fan

普通型
Conventional Type

铝合金框架型
Aluminum Alloy Frame Type

安装尺寸图 Mounting dimensions

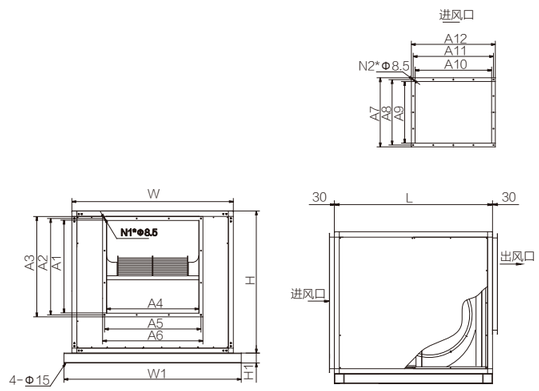

SKDT系列空调风机尺寸表 SKDT series of air-conditioning fan size table

型号 Model	出风口尺寸 Outlet Size							外形安装尺寸 Dimensions							箱体外形尺寸 Cabinet Dimensions			基础宽 Wide Basis	基础高 Basis High
(№)	A1	A2	A3	A4	A5	A6	N*φ1	A7	A8	A9	A10	A11	A12	N*φ2	L	W	H	W1	H1
SKDT-200	135	165	195	220	250	280	12*φ8.5	340	310	280	380	410	440	16*φ8.5	420	520	420	620	40
SKDT-225	155	185	215	255	285	315	12*φ8.5	380	350	320	460	490	520	16*φ8.5	460	600	460	700	40
SKDT-250	165	195	225	280	310	340	12*φ8.5	410	380	350	510	540	570	16*φ8.5	490	650	490	750	40
SKDT-280	240	270	300	300	330	360	12*φ8.5	500	470	440	580	610	640	16*φ8.5	530	720	530	820	40
SKDT-300	260	290	320	340	370	400	12*φ8.5	520	490	460	640	670	700	16*φ8.5	600	780	600	880	40
SKDT-350	285	315	345	375	405	435	12*φ8.5	580	550	520	660	690	720	16*φ8.5	660	800	660	900	40
SKDT-400	326	356	386	420	450	480	12*φ8.5	680	650	620	720	750	780	16*φ8.5	720	860	720	960	40
SKDT-450	470	500	530	470	500	530	12*φ8.5	720	690	660	790	820	850	16*φ8.5	800	930	800	1050	50
SKDT-500	510	540	570	510	540	570	12*φ8.5	800	770	740	860	890	920	16*φ8.5	880	1000	880	1120	50

注：以上参数如有更改，恕不另行通知。 Note: We will not inform you if we change the data in the form.

KDT/SKDT空调风机 Air conditioning fan

KDT/SKDT系列外转子空调风机主要技术参数
KDT / SKDT series external rotor main technical parameters of air-conditioning fan

型号 Model (№)	配用电机 Equipped With A Motor (KW-P)	流量 Flow (m^3/h)	全压 Total Pressure (pa)	噪声 Noise (dBA)
KDT/SKDT-200	YDW0.25-4	1000-1300	305-300	58
KDT/SKDT-225	YDW0.45-4	2300-2900	325-300	65
KDT/SKDT-250	YDW0.37-4	1300-2200	320-295	67
	YDW0.55-4	2500-3100	380-330	70
	YDW0.37-6	2100-2900	215-200	64
KDT/SKDT-280	YDW0.8-4	2600-4600	490-420	69
	YDW0.55-6	2100-3600	220-190	64
KDT/SKDT-300	YDW2.2-4	4300-6500	720-700	72
	YDW0.8-6	2900-4000	408-385	65
	YDW1.1-6	3100-4700	422-412	66
KDT/SKDT-350	YDW1.5-6	2950-6100	370-340	65
KDT/SKDT-400	YDW2.2-6	4500-4050	612-600	68
	YDW3-6	5100-9100	610-590	70
KDT/SKDT-450	YDW4-6	6230-12660	710-625	72
	YDW5.5-6	10500-16000	750-700	80
KDT/SKDT-500	YDW5.5-6	8380-15660	850-580	75
	YDW7.5-6	11000-18000	910-750	82

注：以上参数如有更改，恕不另行通知。 Note: We will not inform you if we change the data in the form.

KFV 静音送风机 Silent Blower

KFV 配用电机
KFV with motor

性能概述 Performance Overview

KFV 静音风机是我公司科研人员在充分吸收欧美等先进国家风机技术基础上，引进国外先进技术和制造方法并自行开发设计的新型静音风机。该系列风机采用优质双速电机，噪音低、免维护，产品工艺精湛，静压高、效果佳，广泛用于宾馆、酒店、办公室、图书馆、娱乐场所等对噪音要求较高的场合使用。

KFV silent fan is my company researchers in the country to fully absorb the advanced turbine technology base in Europe and America, the introduction of foreign advanced technology and manufacturing methods and its own development and design of the new silent fan. Fans of the series of high quality two-speed motor, low noise, maintenance-free, exquisite products, high static pressure, good effect, widely used in hotels, restaurants, offices, libraries, entertainment and other noise demanding occasions.

安装尺寸图 Mounting dimensions

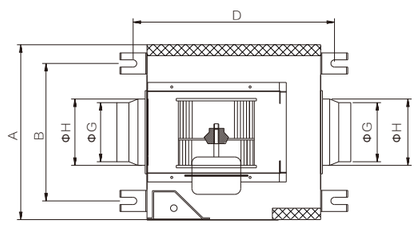

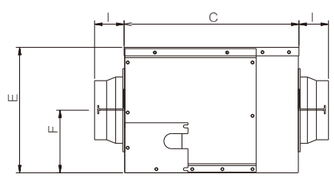

安装吊具详图
Installation spreader detail

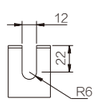

主要参数 The main parameters

型号 Model (№)	A	B	C	D	E	F	G	H	I	管道尺寸Φ Pipe Size Φ
KFV-12DP	293	228	290	334	208	104	98	112	50	100
KFV-15DP	293	228	290	334	208	104	148	155	60	150
KFV-18DP	312	244	401	446	243	104	148	155	60	150
KFV-19DP	342	270	421	466	278	139	198	205	70	200
KFV-20DP	368	296	440	485	320	160	198	205	70	200
KFV-23DP	468	396	490	534	320	160	198	205	70	200
KFV-25DP	500	424	500	544	380	190	248	255	85	250
KFV-28DP	500	424	500	544	380	190	248	255	85	250

注：以上参数如有更改，恕不另行通知。 Note: We will not inform you if we change the data in the form.

型号 Model (№)	电压 Voltage (V)	频率 Frequency (Hz)	风量 (m^3/h) Airflow		输入功率 (W) Input Power		噪声 (dBA) Noise		静音 (Pa) Pressure	
			强 High	弱 Low	强 High	弱 Low	强 High	弱 Low	强 High	弱 Low
KFV-12DP	220	50	180	145	18	17	21	17	115	110
KFV-15DP	220	50	365	300	36	32	27	24	132	120
KFV-18DP	220	50	500	400	60	55	29	27	180	170
KFV-19DP	220	50	770	620	91	80	31	29	205	190
KFV-20DP	220	50	920	720	120	113	32	29	295	250
KFV-23DP	220	50	1200	900	230	170	40	34	385	335
KFV-25DP	220	50	1700	1380	365	245	41	38	485	440
KFV-28DP	220	50	1900	1600	390	325	43	40	490	460

注：以上参数如有更改，恕不另行通知。 Note: We will not inform you if we change the data in the form.

KFV 外转子静音风机 External Rotor Silence Fan

性能简介

KFV 系列低噪声外转子静音风机是本厂参照国内外同类产品先进技术自行开发生产的前向多翼离心风机，采用 YDW 型低躁声外转子电机，全模具化生产，具有风量大、体积小、噪音低、效率高、性能曲线平坦、结构紧凑、安装方便等特点。输送的介质为空气和其它不自燃的、对人体无害的、对钢材无腐蚀的气体。气体内不许有粘性物质，含尘土及硬质颗粒物不大于150mg/M3。介质温度不得超过 100℃。适用于工矿企业、宾馆、KTV、大型商场等通风换气。

Performance introduction

KFV series low noise external rotor silence fan is developed by our factory with reference to the similar products at home and abroad advanced technology to produce forward multi-wing centrifugal fan, using YDW type low noisy external rotor motor, the mould production. It has features as large air volume, small size, low noise, high efficiency, the performance curve of smooth, compact structure, convenient installation, etc. Its transmission medium is air and other not spontaneous combustion, harmless to the human body, the steel non-corrosive gases. Viscous material is not allowed in the gas. Also dust and hard particles isn't contained more than 150 mg/M3. Medium temperature shall not exceed 100 ℃. It's applicable for the ventilated and air-exchange places such as industrial and mining enterprises, hotels, KTV, shopping malls etc.

安装尺寸图 Mounting dimensions

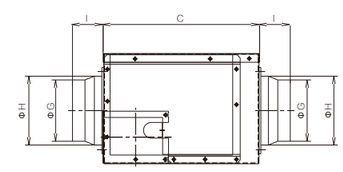

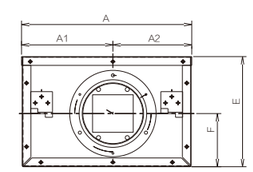

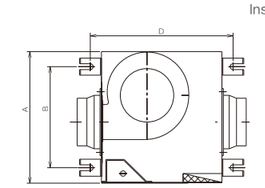

安装吊具详图
Installation spreader detail

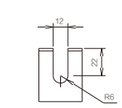

型号	A1	A2	B	C	D	E	F	G	H	I	管道尺寸Φ
KFV-120	146	126	208	250	294	176	85	98	110	50	100
KFV-125	145	135	218	250	294	194	94	123	128	50	125
KFV-150	162	138	238	290	334	198	99	145	153	60	150
KFV-200	297	170	395	400	444	259	119	195	205	70	200
KFV-250	354	198	480	500	544	314	158	245	255	85	250

主要参数 Main parameter

机号 (№)	进、出风口径 (mm)	功率 (w)	转速 (r/min)	流量 (m^3/h)	静压 (Pa)	噪声 (dB) A
100	100	65	2500	255	130	35
125	125	75	2500	390	160	39
150	150	145	2500	580	200	45
200	200	180	1400	1200	390	40
250	250	300	1400	2100	500	45

T30、KT30 型轴流通风机 Axial Fan

T30型

KT30型

性能简介

T30 型轴流通风机是一种结构简单，噪声较小的低压轴流通风机。适用于厂房、仓库、办公室、住宅通风换气，加强暖气散热，也可以去掉机壳安装在排气管道内，以提高管道内气流的全压。本系列产品可根据用户的需要，在结构上采用电机外置(电机在机壳上)在风筒上皮带传动，型号为 KT30，其性能参数同 T30，其最大作用在于可输送高温潮湿气体，也可通过改变转速达到客户性能要求。

Performance introduction

Model T30 Axial Fan is a low-pressure axial fan with simple structure and low noise. It is applicable for the ventilation, air-exchange, warm air radiation reinforcement in the factory house, warehouse, office, residence and so forth. It can also remove the casing and to be installed in the exhaust pipeline in order to enhance total pressure of air stream in the Pipelines.

主要参数 Main parameter

机号 (№)	转速 (r/min)	配用电机 (kw-p)	流量 (m³/h)	全压 (pa)
2.5	2900	0.25-2	2000	137
	1450	0.09-4	1000	34
3	2900	0.37-2	3230	179
	1450	0.12-4	1610	44
3.5	2900	0.75-2	5150	245
	1450	0.18-4	2560	61
4	2900	1.5-2	7700	320
	1450	0.25-4	3880	81
5	1450	0.55-4	7500	126
	960	0.25-6	5040	57
6	1450	1.5-4	13100	185
	960	0.75-6	8700	81
7	1450	3.0-4	20900	253
	960	0.75-6	13900	103
8	1450	5.5-4	31300	323
	960	1.5-6	20600	145
9	960	2.2-6	25200	176
10	960	4.0-6	34500	225

SF 系列低噪声轴流通风机 Series Low-noise Axial Fan

固定脚

管道

岗位式

性能简介

SF 型系列轴流通风机具有光滑流线型表面，运转平稳、效率高、噪声低、能耗省等优点。SF 系列风机按使用要求分管道式、固定式、壁式、岗位式四种，按叶轮直径分 14 个机号。

本系列产品广泛应用于工矿企业，民用建筑的壁式排气、岗位送风、管道通风。也应用于化工、轻工、食品、医药、冶金、电站、交通等工作场所及仓储的通风空调系统。

Performance introduction

Model SF Series Low-noise Axial fan has smooth streamline surface with exceptionally good rigidity, firm paddle-wheel struture, even and flat screen cover elegant and pleasing outline and tones. Model SF series fan is divided into pipeline type, wall type，post type four kinds according to the use requirements. It is separated into 14 machine numbers according to the paddle-wheel diameter.

This series product is widely applicable foe the wall type exhaust, post blast, pipeline ventilation in the mining and industrial enterprises, civil-purpose buildings, It can also be used in the working occasions of chemical, light industry, food, medicine, metallurgy, power station, communic actions etc and the storage ventilation airconditioner System.

主要参数 Main parameter

型号及机号 (№)	转速 (r/min)	配用电机 (kw-p)	流量 (m³/h)	全压 (pa)
1.5	2900	0.08-2	1000	110
2	2900	0.12-2	1300	140
2.5	2900	0.25-2	2100	143
	1450	0.09-4	1000	35
3	2900	0.37-2	3000	230
	1450	0.12-4	2000	59
3.5	2900	0.75-2	6000	260
	1450	0.25-4	3000	78
4	1450	0.37-4	5070	149
	1450	0.55-4	5300	167
	960	0.25-6	4200	90
	2900	1.5-2	11000	320
4.5	1450	0.55-4	8000	160
	960	0.25-6	5300	100
5	1450	0.75-4	9300	200
5.5	1450	1.1-4	13000	220
	960	0.55-6	8500	140
6	1450	1.5-4	18700	300
	1450	2.2-4	18700	300
	960	1.1-6	13000	180
7	1450	3.0-4	24500	350
	960	2.2-6	21500	210
8	1450	4-4	28000	380
	960	2.2-6	25000	230
9	960	3-6	34000	240
10	960	4-6	50000	260

T35-11、BT35、FT35

高效低噪声轴流通风机
High Efficiency Low Noise Axial Fan

方形

性能简介

T35-11 轴流式通风机是对 T40 和国外同类产品进行分析对比，通过模型级试验研究后设计的新一代轴流通风机，具有效率高，噪声低的显著特点，广泛用于一般工矿企业、仓库、办公室、民用建筑内通风换气或加强暖气散热之用。

BT35-11 型为防爆式轴流风机，采用特殊防爆措施及 YBF 型防爆电机，其性能参数与 T35 风机相同，广泛用于运输易燃、易爆气体的场所。FT35-11 为防腐型轴流风机，可输送腐蚀性气体。其性能参数与 T35-11 相同。

Performance introduction

As a new generation axial fan, the T35-11 axial fan is researched and developed after the analysis and balancing both on domestic T40 product and same product of abroad and have mould-grade trial researched, it is featured of high efficiency; low noise, it is widely used in general industrial and mining enterprises, warehouse, offices, domestic buildings for air-exchanging of ventilation and forced heat radiating for warm air.

The BT35-11 Bt35 Ft35 is explosive-proof type axial fan, uses special explosive-proof mean and YBF type explosive-proof motor, the lmatching power as T35.it is widely used in the places where need conveying inflammable and explosive gases. FT35-11 is an anti-corrosive axial fan, it can be used to convey the corrosive gas its performances parameters are the same as T35-11.

主要参数 Main parameter

机号 (№)	转速 (r/min)	流量 (m^3/h)	全压 (pa)	电动机功率 (kw)
2.8	2900	2921	186	0.25
	1450	1464	48	0.09
3.15	2900	4141	237	0.37
	1450	2072	59	0.12
3.55	2900	5965	300	0.75
	1450	2977	75	0.18
4	2900	8513	380	1.1
	1450	4263	95	0.25
4.5	1450	6070	120	0.37
5	1450	8327	149	0.55
	960	5566	64	0.37
5.6	1450	11682	186	1.1
	960	7724	81	0.37
6.3	1450	16639	236	1.5
	960	11016	104	0.75
7.1	1450	23815	300	3
	960	15766	131	0.75
8	1450	34073	380	5.5
	960	22556	167	1.5
9	960	32119	211	3
10	960	44062	261	4
11.2	960	61091	337	7.5

T35-12 高效低噪声铝叶可调轴流风机
High Efficiency Aluminum Blades Adjustable Axial Fan

性能简介

T35-12轴流式通风机是对T35-11和同类轴流风机产优化设计而来的新型轴流风机。具有风量大、压力高、效率高、噪声低、等特点。广泛用于一般工矿企业、仓库、厨房等通风换气用。

Performance introduction

T35-12 High Efficiency Aluminum Blades Adjustable Axial Fan is a new type fan designed based on original T35-11. It has features as high flow rates, high pressure, high efficiency, low noise, etc. It is widely used for ventilating and air exchanging for plants, mines, warehouses, kitchens, and so on.

主要参数 Main parameter

机号 (№)	转速 (r/min)	功率 (w)	流量 (m^3/h)	全压 (Pa)
2.8A	1450	0.09-4	1470	55
	2800	0.37-2	2921	200
3.15A	1450	0.12-4	2088	67
	2800	0.55-2	4300	250
3.55A	1450	0.18-4	2990	86
	2800	1.1-2	6220	330
4A	1450	0.25-4	4300	105
	2800	1.5-2	8513	420

T40、KT40 型轴流通风机
Axial Fan



T40型

KT40型

性能简介

T40 型轴流通风机适用于一般工厂、仓库、办公室、住宅通风换气或加强暖气散热之用。也可在较长的排气管道内间隔串联安装，以提高管道中的风压。本系列产品可根据用户的需要，在结构上采用电机外置（电机在机壳上）皮带传动，型号为 KT40，其性能参数与 T40 风机相同，也可根据用户需要改变转速达到用户所需性能，其最大作用可以排送高温气体或潮湿气体。

Performance introduction

Model T40 Axial Fan is applicable for the ventilation, air-exchange, warm air radiation reinforcement in the ordinary factory, war ehouse, office, residence and so on. It can be used as free fan after the removal of the casing. It can implement the interval series connecting installation in the long exhaust pipelines in order to enhance the air pressure in the pipelines. This series product adopts external placement of motor belt transmission (the motor is in the casing) in aspect of structural design according to the user’s requirement. The model is Kt40. Its performances and parameters are the same as T40 fan. It can also change the rotational speed to fulfill the user’s required performance according to the user’s gas or moisture-proof gas demands. Its max function is to exhaust the high-Temperature.

主要参数 Main parameter

机号 (№)	叶片角度	转速 (r/min)	配用电机 (kw-p)	风量 (m³/h)	全压 (pa)
2.5	30°	2900	0.18-2	2010	152
		1450	0.09-4	1010	38
3	30°	2900	0.55-2	3480	219
		1450	0.12-4	1740	55
3.5	30°	2900	0.75-2	5520	298
		1450	0.18-4	2760	75
4	30°	2900	1.5-2	8240	390
		1450	0.25-4	4120	97
5	30°	1450	0.75-4	8050	152
6	30°	1450	1.5-4	13900	219
		960	0.75-6	9200	96
7	30°	1450	3.0-4	22100	300
		960	0.75-6	14600	131
8	30°	1450	5.5-4	33000	389
		960	1.5-6	21800	171
9	30°	960	3.0-6	31100	216
10	30°	960	5.5-6	42700	267

SFT30 低噪声节能轴流风机 Series Energy Saving Low Noise Axial Fan

性能简介

SFT30系列风机的叶片采用特殊扭曲弧度设计，机壳采用法兰翻边工艺、使用机噪声更低、风量更大等特点，风机性能优良、维修方便、广泛应用于仓库、车间及娱乐场所等通风换气之用。

Performance introduction

SFT30 Series Axial Fan adopts advanced impeller designed with special distortion curve, the case is made by flange flanging process. It has features as lower noise, bigger flow rates, energy saving, better features, convenient to maintain.
It is suitable for ventilating and air exchanging for warehouses, workshops, entertainment places, etc.

主要参数 Main parameter

机号 (№)	配用电机 (kw-p)	转速 (r/min)	流量 (m³/h)	全压 (pa)
2.5	0.25-2	2900	2200	147
	0.12-4	1450	1100	37
3	0.37-2	2900	3230	179
	0.15-4	1450	1770	48
3.5	0.55-2	2900	5150	245
	0.25-4	1450	2816	67
4	1.1-2	2600	7700	320
	0.37-4	1450	4268	89
5	0.55-4	1450	7500	126
6	1.5-4	1400	13000	190
7	2.2-4	1400	16600	250
8	3-4	1400	24000	360

XHF 双速管道通风机 Double Speed Pipe Fan

性能简介

XHF 双速混流风机，采用子午线加速方法设计。其结构特点是进出风口小压力系数高于轴流风机，流量系数高于离心风机，高效区宽广，效率高，噪声低，耐腐蚀，结构紧凑，用于各类通风空调系统管道加压和送排风。
其基本原理是：在机壳为筒形的条件下，依靠减小进风口轮毂相对直径实现子午平面上的气流加速，避免气流分离，从而获得高效率和低噪声。
广泛应用于家庭，公寓，别墅，办公室，会议室，商场，宾馆，酒楼，电影院，歌舞厅，车站等场所。

Performance introduction

XHF two-speed mixed flow fan, meridian acceleration method design. Its structure is characterized by low into the outlet pressure coefficient is higher than that of axial flow fan, the flow coefficient is higher than the centrifugal fan, high efficient area is broad, high efficiency, low noise, corrosion resistant, compact structure, used for all kinds of pipe pressure and exhaust ventilation and air conditioning system.
Its basic principle is: under the condition of casing for the cylindrical, rely on reducing wheel relative diameter of the realization of meridional plane air inlets, acceleration, avoid air separation, to obtain high efficiency and low noise.
Is widely applied in family, apartments, villas, offices, conference rooms, shopping malls, hotels, restaurants, movie theaters, dance halls, station and other places.

主要参数 Main parameter

机号 (№)	档位	功率 (w)	转速 (r/min)	流量 (m³/h)	静压 (Pa)	噪声 (dB) A
100	高 (H)	26	2200	198	156	31
	低 (L)	23	1850	165	131	26
125	高 (H)	33	2250	284	159	31
	低 (L)	28	1850	248	106	26
150	高 (H)	54	2550	530	300	33
	低 (L)	48	1850	410	240	29
200	高 (H)	128	2400	840	352	39
	低 (L)	123	1950	585	251	33

QZA 系列轴流通风机 Series Axial Fan

性能简介

QZA 系列轴流通风机是我厂自行开发生产的新型轴流风机，具有压力系数高，流量系数大，系能曲线平坦，结构紧凑，安装方便等特点，适用于工矿企业，宾馆饭店、仓库、电影院，体育馆等通风换气场所。

Performance introduction

QZA Series Axial Fan is a novel aerofoil fan self-deseloped and manufactured by our factory. It has the feat-ures such as high pressure coefficient, large discharge factor, smooth performance curve, compact structure, easy inst-allation etc. It is applicable for the ventilating and scavenging occasions such as industrial and mining enterprises, gue-sthouse, restaurant, warehouse, Cinema, gymnasium and so on.

主要参数 Main parameter

机号 (№)	转速 (r/min)	流量 (m²/h)	全压 (pa)	功率 (kw)
5	2900	10000-6800	510-700	3
6	2900	16000-13000	550-760	5.5
7	1450	25000-18000	610-720	7.5
8	1450	32000-27000	582-630	7.5
9	1450	34000-28000	562-660	11
10	1450	46000-36000	580-740	11
11	1450	52000-49600	610-760	15
12	960	63000-58000	600-730	18.5
13	960	75000-56000	620-750	18.5
15	960	110000-76000	640-780	22

SJG、FJG 型斜流式管道风机 Oblique Flow Pipeline Fan

性能简介

SJG、FJG 型系列斜流式管道风机是一种 SWF 系列派生型产品。其叶轮为轴流式风机的变形，采用鼓型风筒，从而改变气流主向达到斜流。其特点：在同机号相比之下，流量大于离心式风机；全压高于轴流式风机；体积小于离心式同机，具有高效运行区宽广、噪声低、占地少、安装方便等优点。该风机不影响管道布置和管道走向，最适宜于为直管道加压和送排风。对于空间狭小的机房，尤其显出它的结构紧凑的优越性。

SJG、FJG 型系列产品广泛应用在工矿企业、宾馆、饭店、博物馆、体育馆、高层建筑通风换气场所。

Performance introduction

Model SJG、FJG Oblique Flow Pipeline Fan is a novel type. The paddle-wheel is the deformation of axial-flow fan. The air stream is scattering along the blade center it declines to the air-stream direction. Its features are as follows: On condition of the same machine number, its flow is larger than the centrifuga fan; the pitot is higher than the axial-flow fan. Its bulk is smaller than the centrifugal fan. It has advantages such as wide and effective running zone. low noise, small covering area, easy installation etc. It will not influence the pipeline collocation and trends. It is mostly fit for the straight pipeline pressurizing and air blast and exhaust. It esp. Display its advantageous compact structure to the narrow-space machine rooms.

Model SJG、FJG series Fans are widely applicable for the ventilated and air-exchange places such as the mining and industrial enterprises, hotels, restaurants, museums, gymnasiums, high-rise buildings etc.

主要参数 Main parameter

型号及机号 (№)	转速 (r/min)	配用电机 (kw-p)	流量 (m^3/h)	全压 (pa)	噪声 dB(A)
2.0F	1450	0.09-4	725-275	45-103	≤58
2.5F	1450	0.18-4	1420-590	76-158	≤60
3F	1450	0.37-4	2500-900	100-240	≤61
3.5S	960	0.18-6	2760-800	50-140	≤59
3.5F	1450	0.55-4	4000-1000	110-320	≤61
4S	960	0.5-6	4068-1356	51-190	≤60
4F	1450	1.1-4	5910-1500	220-420	≤65
4.5S	960	0.75-6	4210-1240	175-280	≤61
4.5F	1450	2.2-4	5900-1900	320-610	≤66
5S	960	0.75-6	5700-2120	185-330	≤62
5F	1450	3.0-4	7920-3200	440-750	≤69
6S	960	2.2-6	9850-3400	280-500	≤65
6F	1450	5.5-4	13800-5800	630-1090	≤75
7S	960	4.0-6	14800-4500	400-720	≤73
8S	960	5.5-6	23700-9000	440-860	≤74

SF 移动式低噪声轴流风机 Series Movable Low Noise Axial Fan

性能简介

本系列风机底架采用自动弯管机成行，加装移动小轮，叶轮采用铝合金整体压制而成，角度可调。外形美观设计新颖，运转平稳，效率高，耗能低等优点，适用于工矿企业，民用建筑等通风换气。

Performance introduction

This series axial fan adopts bent steel pipe base with wheels, aluminum alloy impellers with adjustable angle.
With features as perfect appearance, stable operation, high efficiency, energy saving, etc.

主要能数 Main parameter

机号 (№)	转速 (r/min)	功率 (kw-p)	流量 (m^3/h)	全压 (pa)
3	2900	0.37-2	3300	230
	1450	015-4	2000	65
4	2900	1.1-2	8000	400
	1450	0.55-4	5900	170
5	1450	0.75-4	9400	210
6	1450	2.2-4	18200	300
7	1450	3-4	24500	320
8	1450	4-4	29000	380

GZ 型水泥窑专用筒体冷却风机 Series Cement Kiln Used Cooling Fan

性能简介

GZ型轴流通风机专为水泥窑系统设计的风机装置，用于一般工业加压、送风使用。具有噪声低、风量大、耗电少、结构合理等特点。输送气体应不含易燃爆、腐蚀性气体，介质温度不超过60℃。

Performance introduction

GZ Series Cement Kiln Used Cooling Fan is a axial cooling fan specially designed for cooling system of the cement plants. It has features as low noise, high flow rates, energy saving, long use life, etc. It is suitable for cooling, pressurizing and air supply for industry plants, etc.
It is used for conveying air and other gases of non Spontaneous Combustion, Non-corrosive to steel. The operation temperature no higher than 60℃.

主要参数 Main parameter

机号 (№)	功率 (kw-p)	流量 (m^3/h)	全压 (pa)
4	4-2	4500-8400	1600-1200
5	3-2	6300-11000	780-460
6	5.5-2	12200-17900	800-510
7	7.5-4	14210-24000	720-580

GXF 型斜流式管道风机 Oblique Flow Pipeline Fan

性能简介

GXF 型系列斜流式管道风机是一种新型的机型。其叶轮为轴流式风机的变形，气流沿叶片中心为散射型，并向气流方向倾斜。其特点：在同机号相比之下，流量大于离心式风机；全压高于轴流式风机；具有高效运行区宽广、噪声低、占地少、安装方便等优点。该系列产品广泛应用在工矿企业、宾馆、饭店、博物馆、体育馆、高层建筑通风换气场所。

Performance introduction

Model GXF series Oblique Flow Pipeline FAN is a novel type. The paddle-wheel is the deformation of axial-flow fan. Theair stream is scattering along the blade center it declines to the air-stream direction. Its features are as follows；On condition of the same machine number, its flow is larger than the centrifugal fan: the pitot is higher than the axial-flow fan .It has advantages such as wide and effective running zone, low noise, small covering area, easy installation etc. model GXF series goods are widely applicable for the ventilated and air-exchange places such as the mining and industrial enter-prises, hotels, restaurants museums, gymnasiums ,high-rise buildings etc.

主要参数 Main parameter

型号及机号 (№)	转速 (r/min)	配用电机 (kw-p)	流量 (m^3/h)	全压 (pa)	噪声 dB(A)
4-I	1450	0.37-4	4364-3283	185-266	68
4.5-I	1450	0.55-4	4602-3462	235-337	70
5-I	1450	1.1-4	7799-5808	290-416	75
5.5-I	1450	1.5-4	8736-6572	251-403	76
6-I	1450	1.5-4	11342-8533	293-360	76
7-I	1450	3-4	19186-13952	372-457	78
8-I	960	3-6	23116-17393	251-383	82
9-I	960	4-6	36215-26994	230-385	84
10-I	960	5.5-6	44176-36743	247-382	85
11-I	960	7.5-6	48797-43644	282-366	86
12-I	720	11-8	58513-44022	333-485	86
13-I	720	15-8	74398-55971	383-593	87
4-II	1450	0.75-4	5191-3943	337-403	70
4.5-II	1450	1.1-4	5889-4474	426-510	73
5-II	1450	1.5-4	7409-5919	425-549	76
5.5-II	1450	2.2-4	8460-6758	514-664	78
6-II	960	2.2-6	10466-7951	391-597	75
6.5-II	960	2.2-6	13192-10022	390-467	75
7-II	960	4-6	18419-13994	452-541	79
8-II	720	5.5-8	24165-18359	391-596	79
9-II	720	5.5-8	27572-21611	375-573	81
10-II	720	7.5-8	37823-29645	453-584	83
11-II	720	11-8	45246-35604	548-707	84
12-II	720	18.5-8	58975-46224	652-841	86
13-II	720	22-8	66218-51900	765-987	88
14-II	720	22-8	80489-67496	657-951	89

GXF主要参数 Main parameter

型号及机号 (№)	转速 (r/min)	配用电机 (kw-p)	流量 (m^3/h)	全压 (pa)	噪声 dB(A)
4-III	2900	4-2	7578-6061	1087-1406	81
4.5-III	2900	4-2	9354-5002	1051-1291	81
5-III	2900	5.5-2	12832-6862	815-1381	84
5.5-III	2900	7.5-2	16795-11264	874-1483	85
6-III	2900	11-2	20531-15598	954-1540	87
6.5-III	2900	11-2	26350-17674	978-1548	89
7-III	1450	15-4	31490-25558	1199-1473	88
8-III	1450	18.5-4	37437-28469	981-1496	88
9-III	1450	22-4	44488-36276	1110-1490	89
10-III	1450	22-4	53701-40798	984-1501	90
11-III	960	30-6	60096-48948	1170-1437	90
12-III	960	30-6	70100-45992	1205-1480	91
13-III	960	37-6	88768-56320	990-1510	92
14-III	960	45-6	90259-58009	1028-1568	93
5-IV	2900	7.5-2	13872-8915	1324-2115	86
5.5-IV	2900	11-2	16362-10515	1613-2577	89
6-IV	2900	15-2	21242-13852	1684-2567	90
7-IV	1450	22-4	25104-19072	1676-2556	92
8-IV	1450	30-4	33093-25142	1639-2498	93
9-IV	1450	37-4	40421-30709	1640-2501	94
10-IV	1450	45-4	45625-34663	2107-2522	96
11-IV	960	45-6	56958-43272	1647-2511	97
12-IV	960	55-6	63435-48193	1644-2507	99
6-S	1450	5.5-4	13961-10606	758-907	78
	960	1.5-6	9243-7022	332-397	72
7-S	1450	15-4	27821-21136	1032-1235	85
	960	4-6	18419-13994	452-541	79
8-S	1450	18.5-4	38086-30426	1087-1406	88
	960	5.5-6	25215-20144	476-616	79
9-S	1450	30-4	43063-36112	1102-1595	89
	960	11-6	31597-26496	483-699	83
10-S	960	22-6	53701-40798	923-1105	86
	720	11-8	40276-30599	519-621	79
11-S	960	22-6	60568-47472	974-1257	87
	720	11-6	45426-35604	548-707	80
12-S	960	30-6	69818-56867	1086-1298	88
	720	15-8	52363-42617	601-730	82
13-S	960	30-6	78854-43919	604-1023	91
	720	15-8	59400-36333	329-573	95
14-S	960	37-6	89211-79476	973-1360	92
	720	18.5-8	66908-59607	547-734	88

SFG 高效轴流通风机 Series Axial Fan

性能简介

SFG 高效轴流通风机是在 SF 基础上改进的，具有结构合理，风叶强度高，噪声小，效率高等特点，主要用于一般工厂通风、换气等场所使用，还可作为一般工业管道串联加压、送风和排气之用。

Performance introduction

SFG Series Axial Fan is improved based on SF Series Low Noise Axial Fan. It has features as reasonable constructure, solid impeller, low noise and high efficiency, etc.
It is mainly used for general ventilating, air exchanging and can be also used for industrial pipe tandem pressurizing, air transferring, and exhausting.

主要参数 Main parameter

机号 (№)	配用电机 (kw-p)	转速 (r/min)	流量 (m^3/h)	全压 (pa)
2.5	0.37-2	2900	2700	186
	0.12-4	1450	1300	46
3	0.55-2	2900	3900	299
	0.15-4	1450	2600	77
3.5	0.75-2	2900	7800	338
	0.25-4	1450	3900	101
4	1.1-2	2900	9800	380
	0.37-4	1450	6890	217
4.5	1.5-2	2900	12100	415
	0.55-4	1450	10400	230
5	2.2-2	2900	16800	450
	0.75-4	1450	11900	260
6	3-2	2900	22000	580
	1.1-4	1450	15600	370

SF-I 手提式轴流风机 Portable Axial Fan

性能简介

SF-I型小型移动便携手提式风机系列具有大风量，高风压，高转速，低噪声，轻便灵活，方便使用。还可配伸缩型通风软管，可作远距离或深层作业区的抽送风用，电器性能稳定，主要用于通讯电缆维修、船舶修造、地下井巷工程、消防排烟，化工容罐内，商业活动等场所通风换气。

Performance introduction

SF-I Series Portable Axial Fan has features as large flow rate, high air pressure,, high speed, low noise, light and convenient to use. It can be used for long distance air supplying and air exhausting with flexible pipelines, It is widely used for ventilating and air exchanging for communication cable repair, ship building, underground roadway engineering, fire control, chemical tank, commercial activities, etc. .

主要参数 Main parameter

机号 (№)	转速 (r/min)	功率 (w)	流量 (m^3/h)	全压 (Pa)
2A	2800	0.18-2	1600	250
2.5A	2800	0.3-2	2800	300
3A	1450	0.15-4	2200	110
	2800	0.5-2	4000	390
4A	1450	0.5-4	4900	310
	2800	1.2-2	7300	710
5A	1450	1.1-4	9960	460

XYG4-70 高效低噪声离心轴流风机 High Efficiency Low Noise Circular Fan

性能简介

XYG4-70 型离心轴流风机是我公司最新研制的轴流风机，该型风机安装方便，具有流量大、压力高、噪声低的特点，使用范围广，可以用在写字楼、宾馆地下车库以及大型民用建筑的通风排风系统，也可以用于冷库，纺织等工矿企业的通风换气。

Performance introduction

XYG4-70 High Efficiency Low Noise Circular Fan is a newly developed axial fan. It is very convenient to install. It has features as high volume, high pressure, low noise, high efficiency, energy saving, etc. It is widely used for offices, hotels, garage, and other ventilating system. It is also used for air exchanging and ventilating for cold storage, textile industry, etc.

主要参数 Main parameter

机号 (№)	转速 (r/min)	配用电机 (kw-p)	流量 (m^3/h)	全压 (pa)
2.8A	2900	1.5-2	1500-2500	800-480
3.2A	2900	2.2-2	1700-3800	1000-565
	1450	1.1-4	900-1900	260-150
3.6A	2900	3-2	2800-5500	1100-630
	1450	1.1-4	1400-2750	290-150
4A	2900	5.5-2	4100-9000	1400-900
	1450	1.1-4	2100-4500	350-225
4.5A	2900	7.5-2	6000-12500	1500-1200
	1450	1.1-4	3000-5500	500-300
5A	2900	15-2	8000-16500	1700-1400
	1450	2.2-4	4000-8000	560-350
6A	1450	4.0-4	7000-14000	770-500
	960	1.5-6	4500-9000	360-220

HL3-2A、PYHL-14A、HLF-6

系列低噪声混流风机
Series Low Noise Energy-Saving Mixed-Flow Fan

HLF-6

HL3-2A
(PYHL-14A型)

性能简介

HL3-2A、PYHL-14、HLF-6 系列低噪声节能混流风机，是介于轴流式和离心式通风机之间的一种新型风机，它设计新颖、结构紧凑、体积小、重量轻、具有离心式风机高的压力，轴流风机大的流量，效率高、节能、噪声低、安装方便等特点，可替代 2000pa 以下的中、低压离心风机，广泛用于工业、民用建筑通风除尘等。HL3-2A 是普通通风型，PYH-14 是高温消防型，HLF-6 是箱式混流风机，其性能参数相同。

Performance introduction

Model HL3-2A、PYHL-14A、HLF-6 Series Low Noise Energy-Saving Mixed-Flow Fan is a novel fan between axial fan and centrifugal fan, It is of novel design compact structure, small bulk, light weight. The pressure is as high as centrifugal fan, the flow is as large as axial fan. It also have the characteristics such as high efficiency, energy-saving, low noise, easy installation and so forth, It can replace for medium & low pressure centrifugal fans below 2000pa. It is widely used for the ventilation, dust-collection in the industry, civil purpose architectures etc.

主要参数 Main parameter

型号及机号 (№)	转速 (r/min)	配用电机 (kw-p)	流量 (m^3/h)	全压 (pa)	噪声 dB(A)
2.5	2900	0.75-2	2253-1340	402-554	≤73
	1450	0.55-4	1126-670	100-139	≤61
	960	0.37-6	746-444	44-61	≤52
3	2900	1.1-2	3893-2316	578-798	≤74
	1450	0.55-4	1946-1158	145-200	≤61
	960	0.37-6	1289-767	63-87	≤52
3.5	2900	2.2-2	6181-3678	787-1086	≤75
	1450	0.55-4	3091-1839	197-272	≤62
	960	0.37-6	2046-1217	86-119	≤54
4	2900	5.5-2	9227-5490	1028-1419	≤77
	1450	0.75-4	4614-2745	257-355	≤64
	960	0.55-6	3055-1817	112-156	≤57
4.5	2900	7.5-2	13138-7816	1301-1796	≤78
	1450	1.1-4	6569-3908	325-449	≤66
	960	0.55-6	4349-2586	143-196	≤58
5	2900	15-2	18022-10722	1606-2217	≤80
	1450	2.2-4	9091-5361	402-554	≤68
	960	0.75-6	5966-3549	176-243	≤59
5.5	1450	3.0-4	11993-7136	486-670	≤69
	960	1.1-6	7941-4724	213-294	≤61
	720	0.75-8	5956-3543	120-166	≤57
6	1450	5.5-4	15571-9264	578-798	≤70
	960	1.5-6	10309-6133	253-350	≤66
	720	0.75-8	7732-4600	142-197	≤59
6.5	1450	7.5-4	19797-11778	679-937	≤74
	960	2.2-6	13107-7798	298-411	≤68
	720	1.1-8	9830-5849	167-231	≤62

HL3-2A、PYHL-14A、HLF-6主要参数 Main parameter

型号及机号 (№)	转速 (r/min)	配用电机 (kw-p)	流量 (m^3/h)	全压 (pa)	噪声 dB(A)
7	1450	11-4	24726-14710	787-1086	≤77
	960	3-6	16370-9340	345-476	≤70
	720	1.5-8	12278-7305	194-268	≤64
7.5	1450	15-4	30411-18094	904-1247	≤78
	960	4-6	20135-11979	396-547	≤72
	720	2.2-8	15101-8984	223-308	≤67
8	1450	18.5-4	36908-21959	1028-1419	≤82
	960	5.5-6	24436-14538	451-622	≤74
	720	2.2-8	18327-10904	253-350	≤71
8.5	1450	22-4	44270-26339	1161-1602	≤85
	960	7.5-6	29310-17438	509-702	≤77
	720	3.0-8	21983-13079	286-396	≤73
9	1450	30-4	52551-31266	1301-1769	≤88
	960	11-6	34793-20700	570-787	≤80
	720	4.0-8	26094-14789	320-443	≤75
9.5	1450	37-4	61806-36769	1448-2001	≤91
	960	11-6	40920-24344	634-877	≤82
	720	5.5-8	30690-18258	357-494	≤76
10	1450	55-4	72087-42888	1606-2217	≤92
	960	15-6	47726-28395	704-972	≤85
	120	7.5-8	35795-21296	396-547	≤77
10.5	1450	75-4	83450-49646	1769-2444	≤94
	960	18.5-6	55250-32869	775-1071	≤87
	720	11-8	41437-24651	436-602	≤79
11	1450	90-4	96949-57081	1961-2682	≤104
	960	22-6	63524-37792	851-1176	≤89
	720	11-8	47643-28344	478-661	≤82
11.5	1450	110-4	109636-65224	2122-2932	≤107
	960	30-6	72587-43183	930-1285	≤90
	720	15-8	54440-32387	523-723	≤84
12	1450	132-4	124567-74107	2311-3192	≤111
	960	37-6	82472-49064	1013-1390	≤92
	720	15-8	61854-36798	570-787	≤86
12.5	1450	160-4	140796-83762	2507-3464	≤117
	960	45-6	93217-55456	1099-1618	≤93
	720	18. 5-8	69912-41592	618-854	≤88
13	960	55-6	104866-62380	1188-1642	≤94
	720	22-8	78642-46785	668-923	≤90
	560	11-10	61166-36388	404-558	≤81
13.5	960	75-6	117426-69859	1282-1771	≤99
	720	30-8	88070-52394	751-996	≤93
	560	15-10	68498-40751	436-602	≤82
14	960	90-6	130963-77912	1378-1905	≤102
	720	37-8	98222-58434	775-1071	≤95
	560	18. 5-10	76395-45448	469-648	≤84

SWF-I、II、III 型混流式通风机
Series Mixed-flow Fan

性能简介

SWF-I、II、III 型混流式通风机是一种介于轴流风机和离心风机之间且兼二者之长的新型风机。其风机比同机号轴流风机高，其流量比同机号离心风机大，具有高效区宽，效率高等优点。该风机广泛用于写字楼、宾馆及其他大型高级民用建筑的通风排风系统，也可用于冷库、纺织等工矿企业的通风换气，以替代低压离心风机或高压轴流风机而无须加装大量的消声设施。

Performance introduction

SWF-I. II. III Series Mixed-flow Fan is a new type of ventilator between Axial fan and Centrifugal Fan. Its air pressure is higher than that of the same numbers of axial fan, while its flow rates is higher than that of the same numbers of centrifugal fan. It has features as wider efficiency areas, higher efficiency, etc. It is widely used for hotels, office blocks, and high class buildings, refrigeration storage, textile industry, and other industrial and mineral plants to take place of low pressure centrifugal fan or high pressure axial fan so as to save a lot of silencers.

SWF-I主要参数 Main parameter

机号 (№)	转速 (r/min)	电机 (kw)	流量 (m^3/h)	全压 (pa)	噪声 dB(A)
2.5	1450	0.18	1362-743	96-166	≤64
3	1450	0.25	2312-1606	121-236	≤66
4	1450	0.37	4512-2765	128-285	≤71
4.5	1450	0.55	4728-3160	182-306	≤73
5	1450	1.1	8652-4896	196-382	≤77
6	1450	1.5	11625-7560	165-382	≤79
7	1450	3	18800-11780	329-470	≤82
	960	1.1	13820-8246	186-278	≤74
8	960	4	25467-16269	193-516	≤82
9	960	5.5	34206-22011	282-564	≤86
10	960	7.5	44054-29902	288-496	≤86
11	960	11	48729-35294	310-516	≤86
12	720	15	64292-47534	429-625	≤91
13	720	15	71565-51596	441-637	≤91

SWF-I I主要参数 Main parameter

机号 (№)	转速 (r/min)	双速电机 (kw)	流量 (m^3/h)	全压 (pa)	噪声 dB(A)
5	2900	5. 5/4.5	13110-9876	801-1316	≤83
	1450		8652-4896	196-382	≤77
6	2900	8/6.5	19230-15210	836-1365	≤85
	1450		11625-7560	165-382	≤79
7	1450	2.8/2.2	18800-11780	329-470	≤82
	960		13820-8246	186-278	≤74
8	1450	11/9	37350-28564	809-1305	≤90
	960		25467-16269	193-516	≤82
9	1450	17/8	46138-33579	785-1343	≤92
	960		34206-22011	282-564	≤86
10	1450	24/8	51821-40528	792-1378	≤93
	960		44054-29902	288-496	≤86
11	1450	24/8	59521-48177	806-1382	≤94
	960		48729-35294	310-516	≤86
12	960	25/12	71092-55852	786-1308	≤95
	720		64292-47534	429-625	≤91
13	960	30/18	87761-68652	805-1329	≤95
	720		71565-51596	441-637	≤91

SWF-III主要参数Main parameter

型号及机号 (№)	功率 (kw-p)	转速 (r/min)	流量 (m^3/h)	全压 (pa)	噪声 dB(A)
3	2.2	2900	4652-3212	512-883	73
4	4.0	2900	7228-5242	654-1248	78
4.5	5.5	2900	9169-7124	672-1298	80
5	5.5	2900	13110-9876	801-1316	83
6	7.5	2900	19230-15210	836-1365	85
7	11	1450	31380-27330	600-980	92
8	15	1450	37350-28564	809-1305	91
9	18.5	1450	46138-33579	785-1343	92
10	18.5	1450	51821-40528	792-1378	93
11	22	1450	59521-48177	806-1382	94
12	22	960	71092-55852	786-1308	95
13	30	960	87761-68652	805-1329	95

JS 低噪声方型轴流通风机
Series Low Noise Axial Fan

性能简介

该风机具有超低噪音、风量大的特点，是工业厂房、各类仓库、办公室及各种禽、畜舍等场合防暑降温理想通风换气之选择。

Performance introduction

JS Series Low Noise Axial Fan adopts advanced design for the motor and impellers.
It has features as very low noise, large flow rates, high efficiency, energy saving, etc.
It is widely used for lowering down temperature, ventilating, air changing, industry plants, warehouses, offices, livestock and poultry feeding farms, etc.

主要参数 Main parameter

机号 (№)	主轴转速 (r/min)	流量 (m^3/h)	电压 (V)	电机功率 (kw-p)
6	520	4500-8500	380/220	0.25-4
7	520	5100-11000	380/220	0.37-4
8	520	5700-13000	380/220	0.55-4
9	520	6300-14500	380/220	0.75-4
10	520	7500-16000	380/220	1.1-4
11	520	9800-21000	380/220	2.2-4
12	520	13000-38000	380/220	2.2-4
14	520	15000-48000	380	3-4

JS-I 豪华方型轴流风机 Luxury Square Axial Fan

性能简介

JS-I豪华方型轴流风机是本公司最新推出产品，本产品具有噪音低、风量大、送风远、 省电；外壳和风口百叶窗采用镀锌板或不锈钢、叶轮采用铝合金制造而成 ，不易生锈；外形美观、守装维护方便；主要用于不含易燃易爆的建筑物，厂房、工矿企业、公共场所、办公室、仓库、花卉室等通风换气，降温之用。

Performance introduction

JS-I Luxury Square Axial Fan is a new developed product. It has features as low noise, high flow rates, long wind distance, energy-saving; its casing, outlet shutter are made of Galvanized sheet or Stainless steel, impellers are made of Aluminum Alloy, not easy to rust; the appearance is nice-looking, convenient to install and maintain. It is mainly used for air-exchanging, cooling for buidings, factories, mines, public fields, offices, warehouses, flower houses, etc. Where is not Inflammable, explosive gas..

主要参数 Main parameter

机号 (№)	叶轮直径 (mm)	叶轮转速 (r/min)	功率 (kw-p)	电压 (V)	流量 (m^3/h)	噪声 dB (A)	外形尺寸 (mm) 长×高×厚
JS-I No7.1C	710	520	0.37-4	380	14800	≤71	800×800×370
JS-I No9C	900	450	0.75-4	380	35000	≤60	1000×1000×370
JS-I No10C	1000	450	0.75-4	380	40000	≤63	1100×1100×370
JS-I No12.5C	1250	450	1.1-4	380	44000	≤65	1380×1380×370

XYF-I/A/B 排油烟低噪声高效离心通风机 Series Multi-vane Low Noise Centrifugal Fan

A型

B型

性能简介

XYF-I/A/B 型系列排油烟低噪声离心通风机是本公司最新研制的新产品，在公司前推出的 CF、11-62 和 12-50 三个系列风机的基础上，根据用户需求及方便用户对风机的维护，本公司对风机进行精心优化设计、制造。使 XYF-I/A/B 型系列风机在原有的基础上提高了压力、流量、压力曲线平稳、效率高、克服管道阻力能力较强，更适合于高层建筑的通风换气和厨房烟气排放。(本风机必需在管道阻力大情况下使用)

Performance introduction

XYF-A/B Series Multi-vane Low Noise Centrifugal Fan is our new developed model based on CF, 11-62, and 12-50 series fans. We improved and modified the design, manufacture for the fan specially to meet the requirements of the user and make it easier to maintain the fan.. The XYF-A/B Series Fan is improved the pressure, flow rate, is pressure curve is stable, higher efficiency, more powerful ability to overcome the pipeline resistance. It is more suitable for air-exchanging for high architecture and smoke gas exhausting for kitchen. (Note: This fan must be used with high pipeline resistance.) A TypeCommon casing, BtypeSquare casing, C Type Barrel casing.

主要参数 Main parameter

机号 (№)	转速 (r/min)	功率 (kw-p)	流量 (m^3/h)	全压 (pa)
2A	2900	1.1-2	2960-2300	820-1100
	1450	0.37-4	1620-1300	320-450
2.25A	2900	2.2-2	4227-3345	1644-1741
	1450	0.37-4	2249-1850	427-445
2.5A	1450	1.1-4	3322-2600	760-850
2.8A	1450	1.5-4	5400-4082	798-890
3A	1450	2.2-4	6275-5032	876-960
3.2A	1450	3-4	7381-6231	938-1008
	960	0.75-6	4887-4130	291-389
3.5A	1450	4-4	9354-7267	1120-1276
	960	1.1-6	5352-4664	361-526
4A	1450	7.5-4	13696-9500	1220-1530
	960	2.2-6	9014-6608	471-592
4.5A	960	4-6	13100-8500	573-811
5A	960	11-6	24000-18000	960-1068
5.6A	960	15-6	25268-19274	1225-1429
	720	7.5-8	18951-14455	703-803
6.3A	720	15-8	30993-25665	900-1034
	960	15-6	33000-30000	900-1200

11-62 型低噪声多翼离心式通风机
Low Noise Multi-Vane Centrifugal Fan

单进风

双进风

方形

E式

性能简介

11-62型低噪声多翼离心式通风机是为适应日益发展净化工业及环保降噪的需要而设计制作的。风机在设计时采用噪音、效率及各项气动参数的多目标优化设计方法、实现了整机的最佳性能匹配，具有良好的气动性能。叶轮经严格的动平衡校正，故有运转平衡、噪音低、震动小、寿命长等特点。广泛适用于单位食堂、宾馆酒楼，饮食店等公共场所的厨房排风，抽油烟或通风换气之用，并适宜在粮食机械、化工机械、塑料机械等生产设备上使用。

Performance introduction

Model 11-62 low noise multi-vane centrifugal fan has been designed and prooduced according to the requirements from the increasingly devloping purification industry and environmental protection and noise decrease. The fan adopts the multi-purpose optimized design schemes in aspects of noise, efficiency. Various pneumatic parameters. It fulfills the inest over -rall frame performance matching, It has sound pneumatic persormance. The paddle-wheel, pulley have been Tmplemented with strict staic, dynamic balancing correction. Therefore it has the features such as smooth running, low noise, litter vibration, long life and so on. It is widely applicable for kichen exhaust, range hood or ventilation, air-exchange in the public places such as the unit canteens, guesthouses, restaurants, eating establishments etc. It is fit for use in the production equipments such as grain; chemical; plastic machineries and so on.

单进气参数 Main parameter

型号及机号 (№)	风量 (m^3/h)	全压 (pa)	噪声 dB (A)	配用电机 (kw)	
2A	1500-2000	380-300	58	Y712-4	0.37
2.5A	1300-3300	450-350	65	Y802-4	0.75
2.8A	1430-3600	240-230	60	Y802-6	0.55
	2200-5600	570-440	69	Y90S-4	1.1
3A	3000-5000	600-450	65	Y100L1-4	2.2
3.2A	2251-5892	333-250	63	Y90S-6	1.1
	3400-8900	760-570	73	Y100L2-4	3
3.5A	4500-9900	910-700	76	Y112M-4	4
	2900-6400	380-290	68	Y100L-6	1.5
4.0A	4600-11800	555-440	75	Y132S-6	3
	4445-10500	550-430	73	Y112M-6	2.2
4.5A	8400-13800	770-700	77	Y132M-6	4.0
5.0A	8680-17880	815-616	77	Y132M1-6	4.0
	9800-19300	920-640	79	Y132M2-6	5.5
6.0A	10425-21473	1250-980	85	Y160M-6	7.5
7.0A	23000-29800	880-520	88	Y180L-8	11

双进气参数 Main parameter

型号及机号 (№)	风量 (m^3/h)	全压 (pa)	噪声 dB (A)	配用电机 (kw)
2.5A	1700-3200	380-320	65	YDW0.55-4
2.8A	1420-3600	240-230	60	YDW0.55-6
3.2A	4100-8360	750-560	70	YDW2.2-4
	2700-5500	340-270	63	YDW0.75-6
3.5A	2600-6000	470-400	66	YDW1.1-6
4.0A	4800-11000	560-440	74	YDW2.2-6
4.5A	7360-13000	750-710	76	YDW4-6
5.0A	8600-18200	890-680	77	YDW5.5-6

11-62E型 Main parameter

型号及机号 (№)	配用电机 (kw-p)	转速 (r/min)	流量 (m^3/h)	全压 (pa)	噪声 dB (A)
3.5E	1.1-4	960	3200-6000	450-320	62
	2.2-4	1100	3700-7000	560-410	67
4E	1.5-4	700	3500-8000	550-320	66
	2.2-4	900	4000-10000	620-380	69
4.5E	1.5-4	720	5400-6500	490-380	69
	3.0-4	960	8300-11000	740-570	70
5E	3.0-4	600	5400-10000	550-420	70
	4.0-4	700	6800-12500	750-560	71
	5.5-4	850	8000-14500	850-640	72
5.6E	2.2-4	490	8575-11000	480-380	70
	4.0-4	600	10500-13500	660-580	71
	7.5-4	750	12000-16500	770-600	73
6.3E	4.0-4	500	11500-17500	640-520	71
	5.5-4	550	13000-18500	700-540	72
	7.5-4	630	15000-21500	850-650	73
7.1E	5.5-4	480	14000-19800	670-500	71
	7.5-4	550	15000-24000	750-580	74
	11-4	600	17500-26000	800-600	75
7.6E	7.5-4	450	18000-25000	650-480	75
	11-4	520	19000-28500	830-700	76
	18.5-4	590	25000-31000	980-800	78

11-66 新型高效节能低噪声排油烟通风机
New Type Efficient Energy Saving Low Noise Oil-smoke Exhaust Fan

性能简介

11-66型离心风机是一种高效率、高压力、低转速、低噪声离心风机，有先进的气动力的结构叶轮，对螺旋形机壳，并具有结构紧凑、震动小、使用时调节方便等特点。适用用于空调机组、大小宾馆，酒楼通风换气或抽油烟；也可以作为一般工矿企业建筑室内外通风之用。输送的介质为空气和其它不自燃、对人体无害、无腐蚀性气体，气体内不允许有粘性物质，尘土及固体杂质≤150mg/m3，气体温度≤80℃.

Performance introduction

11-66 Series Centrifugal Fan is a new type of centrifugal fan with features as high efficiency, high pressure, low speed, low noise and advanced aerodynamic impeller structure. Little vibration, convenient to use, etc. It is widely used for air conditional fan sets, hotels, plants, mines, and other buildings. The suitable medium conveyed are air and other gas non-corrosive, non-hypergoic and no halm to human, and no adhesive substances. And the containing dust and hard particles no exceed ≤150mg/m3,the gas temperature ≤80℃.

主要参数 Main parameter

机号 (№)	功率 (w)	转速 (r/min)	流量 (m^3/h)	全压 (Pa)
2.5A	0.75-4	1450	3360-4220	590-460
2.8A	1.5-4	1450	5000-6200	740-560
3A	2.2-4	1450	5700-7600	790-610
3.2A	3-4	1450	6700-9700	870-710
3.5A	4-4	1450	8160-11400	1100-840
4A	7.5-4 3-6	1450 960	9400-14200 8600-10000	1440-1070 690-550
4.5A	11-4 4-6	1450 960	12310-21600 11000-17600	1650-1200 890-790
5A	7.5-6	960	13330-24500	1120-880
6A	15-6	960	16600-27800	1570-1130

CF-11 型多翼式低噪声离心风机
Low Noise Multi-Vance Centrifugal Fan

A型

B型

E式

性能简介

CF-11A型低噪声多翼离心式通风机是本公司为适应日益发展的净化工业及环保降噪的需要而设计制作的。风机在设计时采用噪声、效率等各项气动参数的多目标优化设计方法，实现了整机的最佳性能匹配。具有良好的气动性能，叶轮及皮带轮均经严格的动平衡校正，故运转平稳、噪声低、流量大、振动小、寿命长等特点。广泛适用于单位食堂、宾馆酒楼、饮食店等公共场所的厨房排风、抽油烟或通风换气之用，并适宜在粮食机械、化工机械、塑料机械等生产设配上使用。用途广泛，适应性强。

Performance introduction

Model CF-11A low noise multi-vane centrifugal fan has been designed and manufactured by our factory in order to adapt to the requirements of the increasing developed purification industry and envir onmental protec-tion& noise-decrease. The fan adopts the multi-purpose optimized design methods for various pneumatic parameters such as noise, efficiency etc. It fulfills the finest performance mathing of the overall frame with sound air-operated performance. The paddle-wheel, pulley have been imple-mented with strict static and dynamic balancing correction, therefore it has the features such as smooth running. Low noise, large flow, little vibration, long life etc. It is widely applicable for the kitchen exhaust of range hood, ventilation air-exchange in the public places such as unit canteed, hotel restaurant snack counter and so forth, It is also fit for use in the production equipments of the the grain; chemical; plastic machineries etc, It is of wide use and strong adaptability..

CF-11A式主要参数 Main parameter

型号及机号 (№)	电压 (V)	转速 (r/min)	功率 (kw)	流量 (m^3/h)	全压 (pa)	噪声 dB (A)
1.5A	220/380	2800	0.37	700-800	912-720	≤72
2A	220/380	2800	1.1	1900-2500	1200-959	≤74
		1450	0.25	950-1850	410-294	≤67
2.25A	220/380	2800	1.5	2690-3550	1510-1213	≤75
		1450	0.37	1349-2010	430-372	≤68
2.5A	220/380	1450	0.75	1950-2850	490-390	≤68
	380	2900	2.2	2150-4200	2120-1622	≤72
2.8A	220/380	1450	1.1	2100-3400	525-350	≤68

CF-11A式主要参数 Main parameter

型号及机号 (№)	电压 (V)	转速 (r/min)	功率 (kw)	流量 (m^3/h)	全压 (pa)	噪声 dB (A)
3A	220/380	1450	1.1	2500-3800	600-440	≤68
		1450	1.5	3500-5000	620-500	≤70
		1450	2.2	4100-5400	830-630	≤70
3.2A	380	1450	2.2	4500-6200	890-650	≤73
		960	0.75	2400-3500	420-340	≤68
3.5A	380	1450	2.2	5100-6700	1200-1000	≤70
		960	1.1	3377-4436	526-438	≤65
4A	380	960	2.2	6098-7560	592-520	≤68
		1450	4	8712-11188	1302-1040	≤73
4.5A	380	1450	5.5	9100-12800	1410-1100	≤80
		960	3	8500-10300	760-620	≤71
5A	380	960	7.5	16000-22000	960-700	≤85
		960	5.5	14800-17200	870-680	≤62

CF-11E式主要参数 Main parameter

型号及机号 (№)	电压 (V)	转速 (r/min)	功率 (kw)	流量 (m^3/h)	全压 (pa)	噪声 dB (A)
3.5E	380	1100	2.2	3800-4500	600-450	≤67
4.5E1	380	720	1.5	5500-6200	500-400	≤62
4.5E2	380	960	3.0	8400-10800	760-610	≤69
5.5E1	380	750	4.0	11000-12300	730-660	≤66
5.5E2	380	600	2.2	8600-9300	550-480	≤70
6.5E1	380	630	5.5	12000-16500	730-640	≤69
6.5E2	380	500	3.0	12000-13020	520-420	≤68
7.5E1	380	540	7.5	19000-24300	730-615	≤72
7.5E2	380	480	5.5	18000-20700	610-510	≤71
7.5E3	380	600	11	20000-28000	850-720	≤70

CF12-50 型低噪声多翼离心式通风机
Low-noise Multi-vane centrifugal Fan

A式

E式

性能简介

12-50型是我公司新改良的前弯多翼式离心通风机，具有风量大、静压高、噪声低、结构紧凑、外形美观、安装使用方便等优点。
随着社会的发展，人们对环境的保护和改善日趋重视。12-50系列多翼式离心通风机为各类工矿企业、各种公共的娱乐场所、厨房的排烟、抽油烟及净化、温度调节提供新的配套产品。

Performance introduction

12-50 series Low-noise multi-vane centrifugal fan is the improved model. It has features of large flow rate, high static pressure, low noise smooth running with compact structure, attractive agpparane and easy to install and flexibleusing.

CF12-50A型主要参数　Main parameter

型号及机号（№）	配用电机（kw）	流量（m³/h）	全压（pa）	静压（pa）	噪声 dB（A）
2.5A	0.75-4	1904-2800	490-407	428-244	≤69
2.8A	1.5-4	2464-3920	734-618	649-424	≤72
3.15	2.2-4	2688-5040	943-708	869-494	≤75
3.55A	1.1-6	2363-5712	543-429	503-330	≤69
	4-4	3584-8736	1259-979	1149-598	≤79
4A	3-6	3360-6496	737-669	637-590	≤71
	5.5-4	6720-9400	1565-1460	1396-1116	≤82
4.5A	4-6	4728-11730	962-832	820-556	≤77
5A	5.5-6	2240-14560	1023-814	905-534	≤79
5.6A	7.5-6	4480-18820	1397-1133	1216-1097	≤81
6.3A	7.5-8	6720-14627	968-837	873-569	≤79
	11-6	8206-23520	1720-1513	1584-1452	≤83

CF12-50E型主要参数　Main parameter

型号及机号（№）	转速（r/min）	配用电机（kw-p）	流量（m³/h）	全压（pa）	静压（pa）	噪声 dB（A）
4E	1250	4-4	5792-8496	1160-1068	1036-829	≤78
	1450	5.5-4	6720-9856	1567-1437	1393-1116	≤82
4.5E	970	4-4	4728-17744	962-532	820-556	≤77
	1100	5.5-4	5361-13317	1237-1071	1060-714	≤81
5E	970	5.5-4	2240-14560	1026-814	905-537	≤79
	1100	7.5-4	2540-16511	1318-980	1163-686	≤83
5.6E	970	7.5-4	4480-19040	1397-1134	1216-982	≤81
	1100	11-4	5076-21591	1796-1456	1563-1264	≤84
6.3E	900	11-4	8400-29400	1540-1298	1364-888	≤84
	970	15-4	9052-28560	1790-1298	1585-1186	≤85
7E	700	15-4	8960-33600	1097-950	952-500	≤85
	750	18.5-4	11900-36000	1254-1031	1092-570	≤87

XYGD 迷你型低噪声管道离心通风机
Mini Type Low Noise Centrifugal Duct Fan

性能简介

XYGD系列低噪声管道离心通风机是目前我公司吸收国外先进技术的基础上研发的新产品，该风机零部件采用模具成型；叶轮采用多翼式离心技术特殊设计制作；整机具有外形美观、体积小、噪音低、风量大、重量轻、运行稳定等优良特点。它能有效地进行空气调节与控制，广泛用于宾馆酒店、百货商场、娱乐场所及民用住宅通风换气，输送场所应不含易燃、易爆、腐蚀性气体，其温度不应大于60℃。

Performance introduction

It adopts advanced design technology, with multi-vane type impellers, suitable for 90o angle ducts air conveying.
It has features as nice appearance, smart scale, light, low noise, high air volume, stable function, energy saving, etc. The operation temperature no higher than 60℃.

XYGD主要参数 Main parameter

型号及机号（№）	功率（W）	电压（V）	转速（r/min）	流量（m³/h）	全压（pa）	噪声（dB）
XYGD-100	35	220	2300	300	90	≤62
	20	220	1250	160	60	≤43
XYGD-120	90	220	2200	650	112	≤65
	35	220	1100	320	50	≤43
XYGD-150	80	220	1400	500	145	≤50
	50	220	960	340	130	≤47
XYGD-180	200	220	1400	950	180	≤63
	130	220	960	636	150	≤49
XYGD-200	350	220	1400	1253	210	≤65
	250	220	960	860	170	≤50

DF 型低噪声离心式鼓风机
Low Noise Centrifugal Blower

性能简介

DF 型低噪声离心式鼓风机的工艺设计精良、材质坚固、性能稳定可靠、降噪效果显著，该机具有噪声低、效率高、寿命长、安装方便等特点，广泛适用于电信、电力、电气、电子、地质、煤矿、轮船、造纸等行业和部门，特别适用于塑料机械、印刷机械、晒图机、烘干机、吹塑机及地下设施等场所的冷却、温控和通风作用。

加长型

普通型

Performance introduction

Model DF low noise centrifugal Blower is of consummate craft and technological design, firm material, stable and rellable performance, outstanding noise decrease effects. It has the features such as low noise, high efficiency, long life, easy installation etc. It is widely applic able for the industries and departments such as telecom. Electric force, electrical, electronics, geology, coal mine, steamboat, paper-making etc. It is esp. fif for the cooling, temperature control, ventilation functions in the plastics; printing machineries, coping machine, drying machine, blown machine, underground facilities etc.

主要参数 Main parameter

型号及机号 (№)	功率 (W)	转速 (r/min)	电压 (V)	流量 (m^3/h)	全压 (pa)
DF-A2	60	2800	220/380	240	310
DF-1	120	2800	220/380	350	390
DF-2	180	2800	220/380	405	450
DF-3	250	2800	220/380	505	860
DF-4	370	2800	220/380	660	860
DF-5	550	2800	220/380	850	1020
DF-6	750	2800	220/380	1200	1210
DF-7	1100	2800	220/380	1800	1500

BF 系列变风量低噪声风箱
Seriesc Low Noise changable Volume Fan Box

性能简介

BF系列风机箱专为不同工况运行要求的送风、排气设备配套。广泛应用于办公大楼、宾馆、商场、娱乐城、民用建筑等通风及空调系统中，作增压风机之用。

Performance introduction

Model Before Seriesc Low Noise Changable Volume Fan Box specially forms a complete set for blast, exhaustequipments according to different working condition requirements. It is widely applicable for pressure-increasing fan in the ventilation and air-conditioner system of the office building, guesthouse, shopping center, amusement center, civil purpose architecture etc.

主要参数 Main parameter

型号及机号 (№)	配用电机 (kw-p)	配用风机 型号 (kw)	台数	流量 (m^3/h)	全压 (pa)	噪声 dB(A)
BF20-1	0.37-6	Dkw-250I	1	2000	216	55
BF30-1	0.55-6	Dkw-280I	1	3000	290	58
BF40-1	0.8-6	Dkw-315 I	1	4000	350	60
BF40-2	0.37-6	Dkw-250 I	2	6000	216	58
BF50-1	1.1-6	Dkw-355 I	1	5000	441	62
BF60-1	1.5-6	Dkw-355 I	1	6000	440	63
BF60-2	0.37-6	Dkw-250 I	3	9000	216	60
BF70-1	1.8-6	Dkw-400 I	1	7000	579	65
BF80-1	1.8-6	Dkw-355 II	1	8000	440	67
BF80-2	1.1-6	Dkw-315 I	2	9000	325	63
BF90-1	2.2-6	Dkw-400 I	1	9000	637	63
BF100-1	4-6	Dkw-450 I	1	11000	700	65
BF100-2	1.1-6	Dkw-355 I	2	11000	310	65
BF120-1	4-6	Dkw-450 I	1	12000	725	65
BF120-2	1.5-6	Dkw-355 I	2	12000	440	65
BF120-3	0.8-6	Dkw-315 I	3	12000	330	65
BF140-1	2.2-6	Dkw-400 I	2	14000	579	65
BF150-3	1.1-6	Dkw-355 I	3	15000	441	65
BF160-2	3-6	Dkw-400 I	2	22000	540	67
BF180-2	2.2-6	Dkw-400 I	2	18000	637	65
BF200-2	4-6	Dkw-450 I	2	22000	701	65
BF240-2	4-6	Dkw-450 I	2	24000	725	65
BF300-2	5.5-6	Dkw-500 I	2	30000	882	65
BF300-3	4-6	Dkw-450 I	3	36000	700	65

DKE 型双进风空调风机
Double-inlet Air-Conditioner Fan

性能简介

DKE型离心式空调风机具有风量大、噪声低、结构紧凑、坚固耐用，外形美观、安装使用方便的特点。该风机广泛适用于各种空调机组、空气幕、冷暖风机等。亦可用于工矿企业、公共场所的室内通风换气。它所输送的介质为空气和其它不自燃的对人体无害的气体、气体内不允许有颗粒物质，含尘量不大于150mg/m³ 。

Performance introduction

Model DKE Double-inlet Air-Conditioner Fan is a multi-vanecentrifugal fan. It has features such as large air volume. low noise, compact structure, fine firmness and durability, pleasing appearance, easy installation and use and so on. It is widely applicable for various air-condition units, aircurtain, cool/warm fans etc. It can also be used as indoor ventilation and air-exchange in the mining and industrial enterprises, public places etc. Its conveying media are air and other non-hypergolic gas which are not harmful to the human body. The particle substances not allowed in gas. The dust contents not exceed 150mg/m³ .

主要参数 Main parameter

型号及机号 (№)	转速 (r/min)	功率 (kw)	流量 (m³/h)	全压 (pa)	噪声 dB(A)
2.5	1000	0.55-4	1650-2300	192-172	64
	1300	1.1-4	2120-3000	324-292	68
	1600	2.2-4	2600-3700	491-442	76
2.8	1000	0.75-4	1900-3400	275-241	64
	1300	1.5-4	2450-4450	465-407	68
	1600	2.2-4	3030-5450	705-617	76
3.0	900	0.75-4	3000-4300	360-340	66
	1100	1.5-4	3800-5200	550-520	72
	1350	2.2-4	4600-6400	820-800	75
3.55	900	1.5-4	5000-6650	300-275	71
	1200	3.0-4	6660-8900	521-490	75
	1400	5.5-4	7800-10400	710-660	64
4.0	800	1.5-4	3450-6000	443-434	68
	1100	4.0-4	4750-8250	838-821	76
	1350	7.5-4	5800-10125	1262-1237	83
4.5	650	2.2-4	7500-12000	350-280	70
	850	4.0-4	9600-15000	580-470	75
	1150	11-4	13500-19000	1030-900	83
5.0	550	3.0-4	10240-13750	345-312	70
	800	7.5-4	13100-20500	728-668	75
	950	15-4	15550-24400	1025-942	83
5.6	550	4.0-4	12810-17250	368-342	68
	700	7.5-4	14650-21940	600-545	70
	840	11-4	17913-26775	856-790	72
6.3	500	5.5-4	19190-25500	388-374	70
	650	15-4	27650-33080	651-632	72
	740	18.5-4	28518-37999	842-723	74
7.1	450	7.5-4	25830-30050	384-376	71
	550	11-4	29200-37050	575-552	72
	680	22-4	32625-45867	887-849	75
7.6	400	7.5-4	37560-34580	363-355	72
	550	18.5-4	39660-48030	691-666	74
	640	30-4	42252-57575	929-913	76

DF(HTFC)
消防/通风两用离心风机箱
Series Fire Fighting/Ventilating Double Functions Centrifugal Fan Box

A型

B型

性能简介

DF(HTFC)系列低噪声风机箱是我厂消化吸收国内外同类产品先进技术的基础上自行开发生产的新型柜式风机，箱体采用可拆装结构、采用优质钢板折弯而成，内衬玻璃棉，玻璃布、穿孔板等复合消声材料，具有噪声低，压力系数大，性能曲线平坦，外形美观，安装方便等特点，分为电机外置（A)和内置（B）两种形式。适用于宾馆，饭店，礼堂，电影院，工厂车间、办公大楼等通风换气场所。

Performance introduction

DF(HTFC)Serial low-noise fan box is a novel cabinet type fan selfly developed and manufactured by our factory on the basis of digesting and absorbing the advanced technology from the same kind products both at home and abroad. The box adopts the removable structure , The box plate utilizes the superior steel plartefor its bending. It is inner lined with the composite noise blanking materials such as glass cotton, woven glass fabric, punched plate and so on . It has the Characteristics such as low noise, high pressure coefficient, large discharge facto smooth performance curve, pleasing asspearance, easy installation etc. It is divided into motor inner mounting (A)and outer (B)two forms .

It is applicable for the Ventilation & scavengig occasions such as gues thouse, restaurant, auditorium, cinema. factory workshop, office building and so forth.

主要参数 Main parameter

型号及机号 (№)	转速 (r/min)	流量 (m³/h)	全压 (pa)	功率 (kw)	噪声 dB(A)
9	1000	3146-1654	125-168	0.55	≤56
	1200	3845-2021	187 -251	0.75	≤57
	1400	4544-2389	261-350	1.1	≤58
	1600	5243-2756	348-466	1.5	≤62
10	900	3675-1838	166-216	0.75	≤56
	1100	4492-2246	248-323	1.1	≤57
	1300	5308-2654	247-451	1.5	≤59
	1500	6425-3063	462-601	2.2	≤63
12	960	6014-3328	252-311	1.5	≤60
	1100	6682-3697	311-384	2.2	≤60
	1200	7350-4067	376-465	3.0	≤62
	1400	8018-4437	448-553	4.0	≤64
15	800	9447-4767	293-368	2.2	≤63
	900	10628-5363	371-466	3.0	≤65
	1000	11809-5958	485-575	4.0	≤65
	1200	12399-6256	505-634	5.5	≤66
18	600	10813-5782	225-277	2.2	≤60
	700	12615-6747	307-377	3.0	≤61
	800	14417-7709	401-492	5.5	≤63
	900	16550-8850	507-620	7.5	≤65
20	550	13839-7580	233-317	3	≤63
	600	15097-8269	278-377	4	≤63
	700	17613-9647	378-514	5.5	≤66
	840	21567-11813	790-736	11	≤71

DF(HTFC)主要参数 Main parameter

型号及机号 (№)	转速 (r/min)	流量 (m³/h)	全压 (pa)	功率 (kw)	噪声 dB(A)
22	500	16442-9640	214-288	4.0	≤64
	550	18086-10064	259-348	5.5	≤66
	650	21375-12531	362-487	7.5	≤69
	750	24663-14459	481-648	11	≤72
25	450	22649-13230	201-272	5.5	≤70
	500	25165-14700	248-336	7.5	≤71
	600	30198-17640	357-483	11	≤73
	650	32715-19110	419-567	15	≤75
28	480	33495-21177	301-389	7.5	≤71
	540	37681-23824	380-492	11	≤72
	580	40473-25588	481-568	15	≤73
	660	46055-29118	568-735	22	≤75
30	420	37851-22484	274-356	7.5	≤70
	530	47765-28872	437-566	15	≤73
	600	54073-32120	560-726	22	≤77
	640	57575-33130	913-896	30	≤78
33	450	46740-56930	591-561	22	≤75
	500	51340-61880	722-682	30	≤78

DF(KDFC)

消防/通风两用后向离心风机箱

Series Fire Fighting/Ventilating Double Functions Backwords Centrifugal Fan Box

A型

B型

性能简介

DF(KDFC)系列通风消防两用后向离心风机箱是我公司自行研发的一种一机两用高效柜式后向离心风机箱，叶轮采用优质钢板由24个后向叶片焊接而成。具有风量大、压力高、耐用、使用寿命比多翼式叶轮高出一倍以上。箱体内衬玻璃棉、玻璃布、穿孔板等复合消声材料，从而有效降低了风机的噪声。本系列产品分为电机外置A型和内置B型两种形式，A型为电机安装在箱体外，为消防、排油烟用。B型为电机安装在箱体内，一般作送排通风使用。

广泛适用于宾馆、饭店、礼堂、大型超市、厂矿企业、办公楼等需要消防排烟、通风换气的场所。是目前高层建筑消防排烟、通风换气的理想产品。

Performance introduction

This Series Centrifugal Fan Box is a newly developed double functions backwords centrifugal fan box with advanced technology. Its impeller consists of 24 pieces of backwords welded blades. It has features as large air volume, high pressure, long use life, its life 100% longer than that with multi-vaned type fan. It adopts silencer sponges, silencer cloth, perforated plate etc to low down the noise.

This series fan box have two types Type A (motor outside) used for fire fighting and smoke exhausting; Type B (Motor inside) mainly used for air exhausting or supply.

It is widely used for fire fighting and smoke exhausting, ventilating and air exchanging for hotels, restaurants, entertainment places, buildings, supermarkets, office blocks, etc.

DF(KDFC)主要参数 Main parameter

型号 (英寸)	转速 (r/min)	功率 (kw)	流量 (m³/h)	全压 (pa)	噪声 (dB (A))
9	3600	3-2	5071-2300	924-1552	70
	2800	1.5-2	3892-1742	559-939	68
	2000	0.55-4	2816-1242	285-479	62
10	3600	4.2	6700-3276	1140-1940	73
	2800	2.2-2	5491-2438	689-1174	68
	2000	1.1-4	3923-1714	352-599	62
	1800	0.75-4	3530-1638	285-485	61
12	2800	4-2	7893-3608	887-1462	74
	2400	2.2-2	6765-3112	652-1074	67
	2000	1.5-4	5894-2481	453-746	65
	1800	1.1-4	5073-2333	366-599	60
15	2000	4-4	11825-5390	765-1306	66
	1800	3-4	10643-4851	620-1058	65
	1600	2.2-4	9460-4313	490-836	63
	1400	1.5-4	8278-3773	375-640	62
18	1800	5.5-4	15203-6801	793-1322	70
	1600	4-4	13513-6046	626-1044	68
	1400	3-4	11828-5290	480-800	65
	1200	2.2-4	10135-4533	352-587	64
20	1800	11-4	21450-9703	776-1297	73
	1400	5.5-4	16683-7546	594-993	70
	1200	3-4	14200-6188	437-730	65
	1000	2.2-4	11916-5390	303-506	64
22	1600	11-4	26694-11564	975-1676	75
	1400	7.5-4	23356-10119	746-1283	71
	1200	5.5-4	20020-9068	548-915	70
	1000	3-4	16684-7557	381-655	68
25	1400	15-4	33058-15205	946-1589	78
	1200	11-4	28336-13033	695-1168	74
	1000	5.5-4	23613-10860	482-811	69
	900	4-4	21252-9775	391-657	62
28	1200	15-4	39600-18208	871-1486	75
	1000	11-4	33611-15173	604-1032	73
	900	7.5-4	31625-13063	490-836	66
	800	5.5-4	26888-11611	387-660	64

HTF 系列消防高温排烟轴流风机

Series Fire-fighting Fume Etraction Axial Fan

性能简介

HTF 系列消防高温排烟轴流风机是经优化设计研制开发的新产品。它具有效率高、曲线平坦的特点，有利于节能。该机采用电动直联传动，可以根据高级民用建筑的不同要求，采用单速或多速驱动形式，以达到通气排风和消防使用时高温排烟的目的。广泛适用于高级民用建筑，烘箱，地下车库，隧道等场合。

Performance introduction

HTF Series Fire-fighting Fume Etraction Axial Fan is a new product by optimized design, research and development. It has features of high efficiency and smooth curve. It is beneficial for emergy-saving. It adopts motor direct driven. It can utilize single or multi-speed transmission forms according to various requirements of the high-grade civil-purpose architectures in order to fulfill the goal of ventilation ,air-exchange and heat fume extraction during fire-fighting. This product is widely applicable for the occasions such as high-grade civil-purpose architectures, dry oven, underground, etc.

HTF-I主要参数 Main parameter

型号及机号 (№)	转速 (r/min)	配用电机 (kw-p)	流量 (m^3/h)	全压 (pa)	噪声 dB(A)
3.5	2900	0.75-2	4225-3350	280-420	≤78
4	2900	1.5-2	5500-3800	300-450	≤79
4.5	2900	2.2-2	8500-6210	410-670	≤80
5	2900	3.0-2	9824-6817	510-752	≤80
5.5	2900	4.0-2	12390-10160	428-630	≤86
6	2900	5.5-2	16090-13197	510-752	≤86
6.5	1450	5.5-4	19520-15216	524-620	≤88
7	1450	7.5-4	21380-18908	610-720	≤88
8	1450	7.5-4	31421-27071	582-623	≤89
9	1450	11-4	33510-27513	562-840	≤90
10	1450	11-4	45697-36279	397-640	≤90
11	1450	15-4	51552-49648	580-688	≤91
12	960	18.5-6	62763-57748	624-723	≤93
13	960	18.5-6	74708-56031	624-807	≤94
15	960	22-6	101389-76041	623-819	≤95

HTF-II主要参数 Main parameter

型号及机号 (№)	转速 (r/min)	配用电机 (kw-p)	流量 (m^3/h)	全压 (pa)	噪声 dB (A)
5	2900	3/2.4	9824-6817	510-752	80/75
	1450		4912-3410	127-188	
5.5	2900	4/3.3	15200-10900	398-621	86/75
	1450		7600-5450	100-155	
6	2900	5.5/4.5	16090-13197	510-752	86/75
	1450		8599-6549	127-188	
6.5	1450	5.5/4	21500-15300	425-680	88/80
	960		14235-10130	187-198	
7	1450	8.0/6.5	24380-18908	610-720	88/80
	960		16141-12518	267-316	
8	1450	8.0/6.5	31421-27071	624-732	89/80
	960		22080-17923	255-273	
9	1450	11/9	33510-27513	562-840	90/81
	960		22186-18216	246-368	
10	1450	11/9	45697-36279	397-640	91/80
	960		30255-24019	174-281	
11	1450	16/13	51552-49648	580-688	92/83
	960		38664-37235	326-387	
12	960	17/8	62768-57748	624-732	93/83
	720		47072-43311	351-412	
13	960	17/8	74708-56031	600-807	94/84
	720		56031-42023	338-454	
15	960	25/12	101389-76041	623-819	95/85
	720		76042-57031	350-461	

HTF-V 型消防高温排烟混流风机

Mixed-flow Fire-Fighting Heat Fume Extraction Fan

性能简介

HTF-V 型消防排烟混流式通风机是一种介于轴流风机和离心机之间且兼二者之长的新型风机。其风压比同机号轴流风机高，其流量比同机号离心风机大，具有高效区宽，效率高等优点。该风机广泛用于写字楼、宾馆及其他大型高级民用建筑的通风排风系统，也可用于冷库、纺织等工矿企业的通风换气，以替代低压离心风机或高压轴流风机而无须加装大量的消声设施。

Performance introduction

HTF-V Mixed-flow Fire-Fighting Heat Fume Extraction Fan is a novel and in termediate fan between axial-flow fan and centrifugal fan. It absotbs the advantages from both fans. Its wind pressure is higher than the same machine number axuakflow fan and flow larger than the same machine number centrifugal fan. It has advantage a such as wide and effective operational zone, high efficiency etc, This fan is widely applicable for the ventillation and exhaust system in the office buiding hotel large-size high-grade civil puroose architectures etc, It can also be used for ventilation and air-exchange in the mining and industrial enterprises such as freezing house, textile and so on in order to replae for the low-pressure centrifugal fan or high-pressure axial-flow with no need to install large amounts of the noise blanking facilities .

主要参数 Main parameter

机号 (№)	转速 (r/min)	双速电机 (kw)	单速电机 (kw)	流量 (m^3/h)	全压 (pa)	噪声 dB(A)
3	2900	/	2.2	4652-3212	512-883	≤73
	1450		0.25	2312-1606	121-236	≤66
4	2900	/	4.0	7228-5242	654-1248	≤78
	1450		0.37	4512-2765	128-285	≤71
4.5	2900	/	5.5	9169-7124	672-1298	≤80
	1450		0.55	4728-3160	182-306	≤73
5	2900	5.5/4.5	5.5	13110-9876	801-1316	≤83
	1450		1.1	8652-4896	196-382	≤77
6	2900	8/6.5	7.5	19230-15210	836-1365	≤85
	1450		1.5	11625-7560	165-382	≤79
7	1450	2.8/2.2	3.0	18800-11780	329-470	≤82
	960		1.1	13820-8246	186-278	≤74
8	1450	11/9	15	37350-28564	809-1305	≤90
	960		4	25467-16269	193-516	≤82
9	1450	17/8	18.5	46138-33579	785-1343	≤92
	960		5.5	34206-22011	282-564	≤86
10	1450	24/8	18.5	51821-40528	792-1378	≤93
	960		7.5	44054-29902	288-496	≤86
11	1450	24/8	22	59521-48177	806-1382	≤94
	960		11	48729-35294	310-516	≤86
12	960	25/12	22	71092-55852	786-1308	≤95
	720		15	64292-47534	429-635	≤91
13	960	30/18.5	30	87761-68652	805-1329	≤95
	720		15	71565-63699	441-508	≤91

WT4-72(DWT-II)

离心式屋顶风机
Series Centrifugal Roof Fan

性能简介

WT4-72 离心式屋顶风机是专门针对对压力要求较高的设计。广泛用于石油，化工，纺织，冶金，铸造，以及机械厂房，办公室。试验室，仓库等建筑物室内通风换气。它能适应建筑物的不同结构形式和使用需求。直接安装在屋顶上，使用方便，操作简单。

Performance introduction

This series of roof fan adopts special design for high pressure requirements. It is widely used for ventilating and air exchanging for petroleum, chemical, textile, metallurgy, casting and mechanical plant, office. laboratory, warehouse, etc. It is installed directly on the roof, very convenient to operate.

主要参数 Main parameter

型号及机号（№）	转速（r/min）	配用电机（kw-p）	流量（m³/h）	全压（pa）
3.6	1450	1.1-4	1332-2634	393-347
4	1450	1.1-4	2006-3709	501-329
4.5	1450	1.1-4	2856-5281	634-416
5	1450	2.2-4	3864-7728	790-502
6	1450	4.0-4	6677-13353	1139-724
	960	1.5-6	4420-8841	498-317
7	960	3-6	8390-13580	680-510
8	960	5.5-6	10478-19428	887-651
10	730	7.5-8	20350-28497	805-637

TG 型无动力屋顶风机
Series No Power Roof Fan

性能简介

TG 无动力风机是响应国家节约用电的政策，利用自然资源开发出的产品。其新颖在于它以气流驱动的原理。灵敏度高，全天候运转，免电力、免维修、节省开支、降低成本、更为各企业提供了一个优良清新的空气环境，从而提高工作效率。本产品采用全不锈钢材料制成，具有防锈防蚀，可抗强酸碱。适用于机构车间、喷漆车间、电镀车间、组装车间、模具车间、发电室、仓库等。

Performance introduction

TG Series No Power Roof Fan developed per the energy saving policy to make use of the natural sources. Its top feature is no need power, only use the air flow as driven power. With much sensible, can run all time, no need power, no need to repair, energy saving, no operation cost after installation.

It is make of stainless steel materials with features as antirust, anticorrosive, resistance to acid and alkali. It is widely used for workshops, painting plants, plating workshops, tooling workshops, warehouse, die casting workshops, generator rooms, warehouses, etc.

TG主要参数 Main parameter

型号及机号（№）	外径（mm）	喉径（mm）	风速（m/s）	风量（m³/h）
300	420	300	3.2-16	298-1100
500	620	500	3.2-16	824-3047
600	750	600	3.2-16	1188-4393
800	880	680	3.2-16	1526-5643

WT35-11(DWT-I)

型轴流式屋顶通风机
Type Axial Roof Fan

性能简介

WT35-11型轴流式屋顶风机风量大、压力比离心风机低、根据用户需要可以设计成双向旋转可逆式。该风机具有噪声低、重量轻、运转平稳、效率高、防腐性能好等特点。适用于石油、化工、纺织、冶金等机械厂房、仓库建筑物的室内通风换气。

Performance introduction

WT35-11 Type Axial Roof Fan has flow rate large and lower pressure than Centrifugal Fan, DTW-I Type Axial Roof Fan could be designed to be revolving in two directions and reversible according to needs of users. It has features like low noise, light weight steady revolution, high efficiency, good anti-corrosion performance and so on, which is suitable for ventilation for mechanical workshops such as petroleum, chemical industry, spinning and weaving as well as warehouse buildings.

主要参数 Main parameter

型号及机号（№）	叶轮直径（mm）	叶片角度（度）	转速（r/min）	配用电机（kw-p）	流量（m³/h）	全压（pa）
2.8	280	30	1450	0.09-4	1464	48
3.15	315	30	1450	0.12-4	2072	59
3.55	355	30	1450	0.18-4	2977	75
4	400	30	1450	0.25-4	4263	95
4.5	450	30	1450	0.37-4	6070	120
5	500	30	1450	0.55-4	8327	149
			960	0.37-6	5566	64
5.6	560	30	1450	1.1-4	11682	186
			960	0.37-6	7724	81
6.3	630	30	1450	1.5-4	16639	236
			960	0.75-6	11016	104
7.1	710	25	1450	3.0-4	23815	300
			960	0.75-6	15766	131
8	800	25	1450	5.5-4	31325	354
			960	1.5-6	20735	155
9	900	25	960	3.0-6	29529	196
10	1000	25	960	4.0-6	40508	242
11.2	1120	25	960	7.5-6	56909	304

RTC 全铝制离心屋顶风机
All-aluminum Series Centrifugal Roof Fan



性能简介

1、全铝制外壳，防腐蚀，重量轻，外形美观。
2、流线型风帽、外壳，风阻小。
3、高低压铝合金叶轮，高效节能，平稳静音。
4、配置H级马达，耐高温（300℃，45min），排烟通风二用，可选配排烟防火阀，风机、防火阀均通过国家消防产品型式检验。
5、可选配重力止回阀或电动止回阀，防气流倒灌，安装方便。

Performance introduction

1, all aluminum shell, anti-corrosion, light weight, beautiful appearance.
2, streamlined hood, enclosure, low wind resistance.
3, high and low pressure aluminum alloy impeller, energy efficient and smooth muted.
4, H-grade motor configuration, high temperature (300 ℃, 45 min), exhaust ventilation, optional smoke damper.
5, optional gravity check valve or electric check valve, anti-air intrusion,and easy to install.

主要参数 Main parameter

型号及机号（№）	转速（r/min）	配用电机（kw-p）	流量（m^3/h）	静压（pa）	噪声 dB（A）
300	1700	0.37	3200-2600	30-235	70
	1450	0.25	2700-2100	20-185	68
	1250	0.18	2300-1800	20-150	63
	960	0.18	1700-1400	30-80	57
	720	0.18	1300-900	25-60	56
425	1450	1.1	7500-6000	80-365	76
	1250	0.75	6500-5200	30-250	72
	1100	0.55	5900-4700	25-210	70
	960	0.37	5000-4000	25-150	67
	720	0.18	3700-2800	20-100	59
500	1200	1.5	10200-8500	55-310	78
	1080	1.1	9300-7400	50-260	75
	960	0.75	8200-6500	45-220	71
	850	0.55	7000-6000	45-145	68
	720	0.37	5800-4500	40-130	64
575	1050	1.5	13000-11000	60-280	78
	960	1.1	11900-9600	50-240	75
	850	1.1	11000-8500	45-220	72
	720	0.75	9200-7000	40-180	70
	650	0.55	8200-6500	40-135	66
675	960	3	19500-15300	100-360	79
	880	2.2	17500-14000	80-300	77
	780	1.5	16300-13000	65-265	75
	720	1.1	15000-12000	45-230	74
	650	0.75	13200-10500	40-175	72
	600	0.55	12000-9200	35-150	68
	560		10500-7500	30-145	67
750	960	5.5	26000-21000	100-400	82
	880	4	24000-19000	80-380	80
	720	3	21700-17000	60-290	77
	650	2.2	18300-15000	50-230	72
	600	1.5	16800-13200	45-205	69
	560	1.1	14900-12000	45-175	68
	500	0.75	13000-9000	40-150	66
900	720	5.5	35500-28500	100-400	78
	650	4	31000-24000	90-330	74
	600	3	28000-22500	85-260	70
	560	2.2	26500-20700	80-220	69
	500	2.2	24600-19500	50-190	68
	450	1.5	22000-16500	40-175	67
	400	1.1	19000-15000	40-130	65
1000	780	11	51000-42000	100-500	83
	720	11	48500-40000	90-465	80
	630	7.5	41700-34000	80-350	75
	560	5.5	38000-32000	70-285	74
	520	4	35500-28000	60-260	72
	480	3	31500-26000	50-210	70
	400	2.2	26500-20000	45-170	67

XYG 防油烟强力排气扇、排气风扇
Series Oil-smoke Powerful Exhaust Fan

XYG

FA

FA

性能简介

该系列排风扇经三维优化设计、耗电量比国家标准低，风量大、噪声低，广泛应用于厂房、各类仓库、办公室、住宅等场所的通风换气。

Performance introduction

XYG Series Oil-smoke Powerful Exhaust Fan adopts advanced design with perfect faceplate, impellers, enclosed cast aluminum motor.
It has features as low noise, high efficiency, energy saving, high plow rates, etc.
It can be used for oil smoke exhausting fro kitchens, dining rooms, restaurants, etc.

XYG防油烟强力排气扇主要参数 Main parameter

型号及机号（№）	风叶直径（mm）	排气量（m^3/min）	输入功率（W）	电压（V）	转速（r/min）
XYG-2.5	250	30	90	220	1400
XYG-3.0	300	45	120	220	1400
XYG-3.5	350	60	150	220	1400
XYG-4.0	400	72	180	220	1400

FA排气风扇主要参数Main parameter

型号及机号（№）	风叶直径（mm）	排气量（m^3/min）	输入功率（W）	电压（V）	电流（A）	频率（Hz）	转速（r/min）
FA-30	300	28	80	220	0.30	50	1350
FA-35	350	32	90	220	0.36	50	1350
FA-40/ FTA-40	400	48	150/130	220/380	0.75/0.30	50	1350
FA -45/FTA-45	450	60	250/200	220/380	0.92/0.4	50	1350
FA-50/ FTA-50	500	98	350/290	220/380	1.58/0.63	50	1350
FA-60/ FTA-60	600	170	600	220/380	2,7/1.1	50	1350
FTA-75	750	265	850	380	1.3	50	960

XYF-II A型蜗壳型一般通风换气 B型厨房排油烟专用离心通风机 Centrifugal Fan

A型

B型

性能简介

XYF-II型离心通风机引进美国技术，可输送空气及其它不自燃的、对人体无害的、对钢材无腐蚀性的气体。气体内不许有粘性物质，所含尘土及硬质颗粒物不大于150mg/m³。气体温度不得超过80℃。

XYF-II型离心通风机可按用户要求做成防腐、防爆形式。

XYF-II型离心通风机结构紧凑、外形美观、安装方便。适用于一般建筑物及工厂、宾馆酒楼娱乐场所的通风换气。

Performance introduction

Model XYF-II Centrifugal Fan is a new model absorbed American technology. It is suitable for conveying gas halmless to human health, non-corrosive, non-self-combustible, and without adhesive substance. The temperature no higher than 80℃, and the dust and hard grain contents no more than 150mg/m³.

This Fan can be improved to be anti-corrosive, anti-explosion model. It has compact structure, perfect appearance, convenient to install. It's suitable for ventilating in general architecture, factories, hotels, etc.

主要参数 Main parameter

机号 (№)	转速 (r/min)	功率 (kw-p)	流量 (m³/h)	全压 (pa)
2.8A	2900	2.2-2	4765-1696	735-1372
3.2A	2900	3-2	7257-2498	1089-1777
	1450	0.55-4	3628-1191	273-444
3.6A	2900	4-2	10972-3643	1251-2229
	1450	1.1-4	5486-1821	312-556
4A	2900	7.5-2	13445-5124	1414-2654
	1450	1.5-4	6722-2561	370-694
4.5A	2900	11-2	20288-7103	1899-3352
	1450	2.2-4	10144-3551	474-837
	960	0.75-6	6716-2351	207-367
5A	1450	3-4	13338-4263	634-1043
	960	1.5-6	8830-2821	278-457
5.6A	1450	5.5-4	18638-6205	695-1267
	960	2.2-6	12339-4107	304-555
6A	1450	7.5-4	24955-8264	876-1482
	960	3-6	16522-5710	384-649
7.1A	1450	15-4	40602-13884	1410-2109
	960	4-6	28859-9192	554-925
	720	3-8	21644-6894	311-519

4-72、B4-72、F4-72 型离心式通风机 Centrifugal Fan

A 式

C 式

D 式

性能简介

4-72 型离心式通风机可输送空气和其他不自燃的、对人体无害的、对钢材无腐蚀性的气体。气体内不允许有粘性物质，所含尘土及硬质颗粒物不大于150mg/m⊠。气体温度不得超过 80℃。该风机具有良好的气动性能、运转平衡、振动小、效率高、寿命长等特点，广泛适用于工矿企业、大型建筑物、宾馆酒楼等室内通风换气。

B4-72 型为防爆型离心式通风机，主要由铝叶轮，机壳、进风口等部分与防爆电机组成，可作为易燃挥发性气体的通风换气之用，其性能和安装尺寸同于 4-72 型。

F4-72 型为防腐型离心式通风机，主要用不锈钢(或玻璃钢)材质制成的叶轮、机壳、进风口等部分与电机组成，可用于输送腐蚀性气体，其性能与安装尺寸同于 4-72 型。

Performance introduction

Model 4-72 centrifugal fan can convey air and other non-hypergooic gas which are not harmful to the human body and will not corrode steel materials. The adhesive materials are not allowed in the gas. Its containing dust and hard particles should not exceed 150mg/m⊠, gas temperature not exceed 80℃. It has sound pneumatic performance. Therefore it has features such as balanced running little vibration, high efficiency, long life etc. It is widely applicable, Large-size architectures, guesthouses, restaurants, etc.

Model B4-72 is an explosion-proof type centrifugal fan. It is mainly composed of aluminum pad dle-wheel, casing, air inlet etc. and the explosion-proof motor. It can beused as ventilation and air-exch ange to the inflammable and volatilizing gas. Its performance and foundation size Are the same as Mode 4-72.

Model F4-72 is anti-corrosion centrifugal fan. It mainly uses fiberglass(orstainless steel) to make up the impeller, casing, air inlet etc, then combine with motor.It can be used to convey the corrosive gas. The performance and foundation size are same as Model 4-72.

4-72 A型主要参数 Main parameter

型号及机号 (№)	转速 (r/min)	配用电机 (kw-p)	流量 (m³/h)	全压 (pa)
2A	2900	0.55-2	412-859	507-310
2.5A	2900	0.75-2	805-1677	792-483
2.8A	2900	1.5-2	1131-2356	994-606
3.2A	2900	2.2-2	1688-3517	1300-792
	1450	1.1-4	884-1758	324-198
3.6A	2900	3.0-2	2664-5268	1578-989
	1450	1.1-4	1332-2634	393-247
4A	2900	5.5-2	4012-7419	2014-1320
	1450	1.1-4	2006-3709	501-329
4.5A	2900	7.5-2	5712-10562	2554-1673
	1450	1.1-4	2856-5281	634-416
5A	2900	15-2	7728-15445	3187-2019
	1450	2.2-4	3864-7728	790-502
5.6A	1450	3-4	7062-9885	975-759
6A	1450	4.0-4	6677-13353	1139-724
	960	1.5-6	4420-8841	498-317
6.3A	1450	7.5-4	7729-15458	1256-798
7.1A	1450	11-4	12676-20513	1573-1168
	960	3-6	8392-13581	689-512

4-72 D型主要参数 Main parameter

型号及机号 (№)	转速 (r/min)	配用电机 (kw-p)	流量 (m^3/h)	全压 (pa)
6D	1450	4.0-4	6677-13353	1139-724
	960	1.5-6	4420-8841	498-317
8D	1450	18.5-4	15826-29344	2032-1490
	960	5.5-6	10478-19428	887-651
	730	3.0-8	7968-14773	512-376
10D	1450	55-4	40441-56605	3202-2532
	960	18.5-6	26775-37476	1395-1104
	730	7.5-8	20360-27497	805-637
12D	960	45-6	46267-64759	2013-1593
	730	18.5-8	35182-49244	1169-919

4-72 C型主要参数 Main parameter

型号及机号 (№)	转速 (r/min)	配用电机 (kw-p)	流量 (m^3/h)	全压 (pa)
2.5C	2200	0.75-2	805-1677	792-483
2.8C	2900	1.1-2	1131-2356	994-606
	2200	0.37-2	994-1522	556-443
	1800	0.25-2	813-1245	372-296
3.2C	2900	1.5-2	1688-3517	1300-792
	2200	0.75-2	1483-2273	726-579
	1800	0.55-2	1213-1860	488-387
3.6C	2900	3-2	2664-5268	1578-989
	2200	1.5-2	2310-3434	881-723
	1800	0.75-2	1890-2810	590-483
4C	2900	5.5-2	4012-7419	2017-1320
	2300	2.2-2	3573-5491	1238-917
	2000	1.5-2	3107-4775	936-694
	1700	1.1-2	2641-4058	676-501
4.5C	2900	7.5-2	5712-10562	2554-1673
	2300	4-2	5088-7819	1570-1163
	2000	3-2	4428-6799	1187-879
	1700	2.2-2	3761-5779	858-635
5C	2900	15-2	7782-15445	3187-2019
	2300	7.5-2	7022-11363	1978-1468
	2000	5.5-2	6106-9881	1495-1110
	1700	3-2	5190-8299	1080-802
5.6C	2600	18.5-2	12734-17824	3209-2541
	2300	15-2	11265-15768	2511-1989
	2000	7.5-2	9795-13711	1900-1504
	1700	5.5-4	8326-11654	1372-1086
	1400	3.0-4	6857-9598	930-737
6C	2240	15-4	10314-20628	2734-1733
	2000	11-4	9209-18418	2176-1380
	1800	7.5-4	8288-16576	1760-1116
	1600	5.5-4	7367-14734	1389-881
	1450	4-4	6677-13353	1137-724
	1120	2.2-4	5157-10314	679-431
	900	1.5-4	4144-8288	438-278
	800	1.1-4	3684-7367	346-220

4-72C型主要参数 Main parameter

型号及机号 (№)	转速 (r/min)	配用电机 (kw-p)	流量 (m^3/h)	全压 (pa)
6.3C	2200	18.5-2	15342-21474	2908-2303
	1900	11-2	13260-18546	2169-1718
	1600	7.5-2	11158-15618	1538-1218
	1300	5.5-2	9066-12689	1015-804
	1000	2.2-4	6973-9761	600-475
	700	0.75-4	4881-6833	294-233
7.1C	1800	18.5-4	15736-25265	2422-1801
	1600	15-4	13987-22635	1914-1423
	1450	11-4	12676-20513	1573-1168
	1200	5.5-4	10490-16976	1076-800
	960	3-4	8392-13581	689-512
	700	1.5-4	6119-9903	366-272
8C	1800	30-2	19641-25240	3143-3032
	1800	37-2	28195-36427	2920-2302
	1600	22-2	17463-22435	2478-2390
	1600	30-2	24982-32280	2303-1816
	1250	11-4	13643-25297	1507-1106
	1250	7.5-4	12224-15705	1209-1166
	1120	11-4	17487-22666	1124-887
	1120	5.5-4	10914-14022	963-929
	1000	7.5-4	15614-20237	895-707
	900	4-4	9823-12620	779-752
	900	5.5-4	14052-18213	752-572
	800	3-4	8732-16190	615-452
	710	3-4	7749-14368	485-356
10C	1250	37-4	34863-48797	2373-1877
	1120	30-4	31237-43722	1902-1505
	1000	18.5-4	27890-39038	1514-1199
	900	15-4	25101-35134	1225-970
	800	11-4	22312-31230	967-766
	710	7.5-4	19802-27717	761-603
	630	5.5-4	17571-24594	599-475
	560	4-4	15618-21861	473-375
12C	1120	75-4	53978-75552	2746-2172
	1000	45-4	48195-60397	2185-1968
	1000	55-4	63953-67457	1859-1729
	900	37-4	43375-60712	1767-1399
	800	22-4	38556-41973	1395-1376
	800	30-4	45391-53996	1321-1104
	710	18.5-4	34218-47895	1097-869
	630	15-4	30362-42498	863-684
	560	7.5-4	26989-29381	682-673
	560	11-4	31774-37776	646-540
	500	7.5-4	24907-33728	543-430

4-79A、4-2X79E 型离心式通风机 Centrifugal Fan

性能简介

4-2X79E、4-79A型离心式通风机可输送空气和其它不自燃的、对人体无害的、对钢材无腐蚀的气体。气体内不允许有粘性物质，所含尘土及硬质颗粒物不大于150mg/m³ 。气体温度不得超过80℃。该风机具有良好的气动性能，叶轮、带轮均经严格的静、动平衡校正、具有运转平稳、振动小、效率高寿命长等特点。广泛适用于工矿企业、大型建筑物、宾馆、酒楼室内通风换气排烟。

Performance introduction

Model 4-2X79E and Model 4-79A centrifugal Fan convey air and other non-hypergolic gas which are not harmful to the human body and will not cor-rode steelmaterials. The adhesive materials are not allowed in the gas. Its con-taining cust and hard particles should not exceed 150mg/m³ , gas temperature not exceed 80℃. It has sound pnoumatic, performance. The paddle wheel, pulley have been implemented with static, dynamic balancing correction. Therefore it has features such as balanced running little vibration, high efficiency, long life etc. It is widely applicable for the indoor ventilation, air-exchange, exhaust in the mining and industrial Enterprises, large-size architectures, guesthouses, restaurants etc.

4-79A型主要参数 Main parameter

型号及机号（№）	转速（r/min）	配用电机（kw-p）	流量（m³/h）	全压（pa）
3	2900	1.5-2	1970-3830	1196-726
	1450	0.75-4	990-1910	304-177
3.5	2900	3-2	3120-6070	1628-981
	1450	1.1-4	1560-3040	412-245
4	2900	5.5-2	4670-9080	2138-1275
	1450	1.1-4	2330-4540	530-324
4.5	2900	11-2	6640-12920	2697-1618
	1450	1.5-4	3320-6450	677-402
5	2900	15-2	9100-17720	3334-2001
	1450	2.2-4	4560-8860	834-500
6	1450	5.5-4	7890-15320	1196-706
	960	1.5-6	5230-10100	530-314

4-2X79E型主要参数 Main parameter

型号及机号（№）	转速（r/min）	配用电机（kw-p）	流量（m³/h）	全压（pa）
4	2250	5.5-4	6790-11390	1350-864
	1800	3.0-4	5440-9110	864-553
	1350	1.5-4	4080-6840	486-311
5	2000	11-4	13600-18820	1640-1230
	1550	5.5-4	7980-13340	1010-647
	1200	2.2-4	6380-11640	618-412
6	1800	18.5-4	16760-29820	1996-1362
	1200	5.5-4	10990-20070	882-588
	800	2.2-4	7360-13380	392-265
7	1600	30-4	24930-48330	1971-1167
	1250	15-4	19470-37710	1206-716
	1000	7.5-4	15570-30240	775-461
	710	3-4	10990-21420	392-235
8	1270	30-4	23760-52960	1569-932
	1000	15-4	21520-41680	971-578
	800	7.5-4	17210-33360	618-373
	600	3-6	13520-26320	387-225

4-68 型离心式通风机 Centrifugal Fan

A式

C式

性能简介

4-68型离心通风机可用于一般工厂及大型建筑物的室内通风换气。既可用来输入气体，也可用来输出气体。所输送气体应为不超过80℃的空气和其它不自燃的对人体无害的，对钢铁材料无腐蚀的气体。气体内不许含有粘性物质，所含的尘土及硬质颗粒物不大于150mg/m³ 。

Performance introduction

Model-4-68 centrifugal fan is applicable for the indoor ventilation and air-exchange in the ordinary factories and large-size architectures, It can be used for both the input gas and output gas. It should be air which dose not exceed 810℃ and other non-hypergoic gas which is not harmful to human body and not corrosive to the steel and iron materiats. It allows no adhesve substances also. Its containing dust and hard particle hard particle should not be larger than 150mg/m³ .

4-68主要参数 Main parameter

型号及机号（№）	转速（r/min）	配用电机（kw-p）	流量（m³/h）	全压（pa）
2.8A	2900	1.1-2	1131-2262	971-657
	1450	0.55-4	565-1131	245-167
3.15A	2900	1.5-2	1825-3435	1246-853
	1450	0.55-4	912-1718	314-216
3.55A	2900	3-2	2708-5013	1608-1108
	1450	0.55-4	1354-2507	402-275
4A	2900	4-2	3984-7281	2069-1432
	1450	0.75-4	1992-3641	520-353
4.5A	2900	7.5-2	5790-10485	2658-1834
	1450	1.1-4	2895-5242	667-461
5A	2900	15-2	8050-14490	3315-2305
	1450	2.2-4	4025-7245	824-579
6.3D	1450	5.5-4	8320-14761	1324-922
	960	2.2-6	5508-9773	579-402
8D	1450	18.5-4	17585-30775	2158-1501
	960	5.5-6	11643-20375	942-657
	730	3-8	8853-15493	549-383
10D	1450	55-4	35420-61179	3442-2422
	960	18.5-6	23450-40505	1510-1059
	730	7.5-6	17832-30801	873-618
12.5D	960	55-6	45800-79111	2354-1657
	730	22-8	34828-60157	1363-961
6.3C	2240	22-2	12852-22803	3159-2197
	2000	15-2	11476-20359	2511-1756
	1800	11-2	10328-18324	2040-1422
	1400	5.5-4	8032-14251	1236-863
	1250	4-4	7172-12724	981-687
	900	1.5-4	5164-9162	510-353

4-68主要参数 Main parameter

型号及机号 (№)	转速 (r/min)	配用电机 (kw-p)	流量 (m³/h)	全压 (pa)
8C	1800	37-2	21830-38202	3315-2315
	1600	30-2	19404-33958	2619-1834
	1400	18.5-2	16979-29713	2010-1402
	1250	15-4	15159-26528	1599-1118
	900	5.5-4	10915-19101	834-579
	630	2.2-4	7641-13371	402-284
10C	1250	37-4	30534-52740	2560-1795
	1120	30-4	27358-47256	2050-1442
	1000	22-4	24427-42192	1638-1147
	800	11-4	19541-33754	1049-736
	630	5.5-4	15389-26581	647-461
	500	3-4	12214-21096	412-284
12.5C	1120	75-4	53434-66388	3207-3040
	900	45-6	42938-74166	2069-1451
	800	30-6	38168-65926	1638-1147
	710	22-6	33874-58509	1285-902
	560	11-6	26717-46148	804-559
	400	4-6	19084-32963	412-284

9-19、9-26

型高压离心式通风机
High Pressure Centrifugal Fan

A式



D式

性能简介

9-19、9-26型高压离心通风机可广泛用于输送物料、空气及无腐蚀性不自燃、不含粘性物质的气体，输送的介质温度不超过80℃、所含尘土及硬质颗粒不大于150mg/m³，适用于一般锻治、玻璃、陶瓷、电镀、蓄电池等行业的高压强制通风和粮食、饲料、矿粉、塑料等加工行业的物料输送。

Performance introduction

Model 9-19/9-26 high pressure centrifugal fan is widely applicable for convey feed, air non-corrosive and non-hypergoic gas which contains no adhesive substances, Generally speaking, the convey med a temperature should not exceed 80℃, the containing dust and hard particle not exceed 150mg/m³ .It is fit for the high pressure forced ventilation in the industries such as forging, metallurgy, glass, ceramies, radio, electro-plating, accumulator etc. And the feed conveyance in the processing trades such as grain, forage, mineral powder, plastics an so on.

9-19A型主要参数 Main parameter

型号及机号 (№)	转速 (r/min)	配用电机 (kw-p)	流量 (m³/h)	全压 (pa)
3.15A	2900	1.1-2	410-810	2237-2041
3.55A	2900	2.2-2	560-1160	2545-2310
4A	2900	3.0-2	824-1704	3584-3253
4.5A	2900	5.5-2	1174-2504	4603-4112
5A	2900	11-2	1610-3488	5697-5080
5.6A	2900	18.5-2	2262-4901	7182-6400
6.3A	2900	30-2	3220-6978	9149-8148

9-19D型主要参数 Main parameter

型号及机号 (№)	转速 (r/min)	配用电机 (kw-p)	流量 (m³/h)	全压 (pa)
7.1D	2900	55-2	4610-9988	11717-10426
8D	2900	110-2	6594-14287	15032-13362
	1450	15-4	3297-7144	3620-3231
9D	1450	22-4	4695-10171	4597-4101
10D	1450	37-4	6440-15455	5840-4958
11.2D	1450	75-4	9407-21713	7364-6246
	960	22-6	5590-14375	3182-2705
12.5D	1450	110-4	12577-30186	9229-7822
	960	37-6	8327-19985	3975-3377
14D	1450	220-4	17670-42409	11668-9878
	960	75-6	11699-28078	5004-4249
16D	1450	410-4	26377-63305	15425-13035
	960	110-6	17463-41912	6570-5575

9-26A型主要参数 Main parameter

型号及机号 (№)	转速 (r/min)	配用电机 (kw-p)	流量 (m³/h)	全压 (pa)
4A	2900	5.5-2	2198-3215	3852-3407
4.5A	2900	11-2	3130-4792	4910-4256
5A	2900	18.5-2	4293-6762	6035-5180
5.6A	2900	30-2	6032-9500	7616-6527
6.3A	2900	55-2	8588-13525	9698-8310

9-26D型主要参数 Main parameter

型号及机号 (№)	转速 (r/min)	配用电机 (kw-p)	流量 (m³/h)	全压 (pa)
7.1D	2900	110-2	12292-19360	12427-10635
8D	2900	200-2	17584-27696	15955-13634
	1450	30-4	8792-13848	3834-3294
9D	1450	45-4	12518-19717	4869-4181
10D	1450	75-4	17172-30052	6143-5065
11.2D	1450	132-4	24126-42221	7747-6382
	960	37-6	15973-27953	3346-2763
12.5D	1450	250-4	33540-58695	9713-7993
	960	75-6	22206-38860	4179-3450
14D	1450	410-4	47121-82463	12285-10095
	960	110-6	31197-54596	5262-4341
16D	1450	850-4	70339-123090	16250-13324
	960	220-6	46569-81496	6911-5696

CF4-85 型高效、低噪声厨房专用离心式通风机
Efficient Low Noise Kitchen Used Centrifugal Fan

性能简介

CF4-85 型系列产品均为 A 式传动，电机固定在机壳侧板上，不需另作支架，结构紧凑，便于安装摆放而且整齐美观，出风口调整方便。它采用平板叶片，能有效的减少叶片上的油污；同时有利于清洗保养。它的进风口有降噪装置，比同机号 4-72 型风机噪声低。本机专为厨房排油烟而设计，也可用于一般通风换气。

Performance introduction

Model XYF4-85 Efficient Low Noise Kitchen Used Centrifugal Fan is a Type driven. The motor has been fixed in the side plate of the casing with no need for a support. It is of compact structure, easy installation and placement, tidy and pleasing appearance, conveniently adjusted air outlet. It adopts the flat plate vene which can effectively reduce the grease in it. Meanwhile it is also beneficial for cleaning and mainte-nance, There is a noise decrease device in the air inlet, there fore the noise is much lower than the same machine number of Model 4-72 fan. It is specially designed for kitchen grease and smoke exhaust. It can also be used for the ordinary ventilation and air-exchange..

主要参数 Main parameter

型号及机号 (№)	转速 (r/min)	配用电机 (kw-p)	流量 (m^3/h)	全压 (pa)	噪声 dB(A)
3.55	1450	0.55-4	2050-3050	373-248	≤69
4	1450	0.75-4	3050-4450	505-345	≤71
4.5	1450	1.1-4	3900-5454	618-428	≤71
5	1450	2.2-4	5850-8200	800-500	≤74
5.6	1450	3.0-4	8124-11475	965-625	≤79
	960	1.5-6	4781-7219	389-252	≤74
6	1450	4-4	9990-14200	1110-718	≤84
	960	1.5-6	6600-9350	488-316	≤75
6.3	1450	5.5-4	11050-15540	1220-810	≤85
	960	2.2-6	7320-10742	547-406	≤76
7.1	1450	11-4	12146-21227	1544-1091	≤86
	960	3.0-6	8044-14057	677-478	≤79

CF4-88A 型高效排油烟离心风机
Efficient Smoke Exhausting Centrifugal Fan

I型

II 型

性能简介

CF4-88型是我公司最新研制开发的排油烟风机，随着社会的发展，楼层的增高，CF4-85系列的老产品风机已无法达到排烟换气的最佳效果。该风机采用弧形前弯叶片，压力高、叶片数量少，易清理油污。特别适合高层建筑因为管道太长而无法达到通风换气和厨房排烟的场所。广泛用于单位食堂、饮食店、宾馆酒楼等厨房排烟送新风，及工矿企业、娱乐场所、地下室等场合的通风，是厨房排烟设施配套的理想风机。

Performance introduction

CF4-88 High Efficiency Smoke Exhausting Centrifugal Fan is newly developed model of our company. As the height of the modern build-ings increasing, the traditional fans cannot meet the requirements of air-exchanging and smoke-exhausting. This fan adopts forward curved blades with features as high pressure, its easier to clean with less blades quantity. It specially fits for spots required to ventilate and smoke exhaust. It is widely used for kitchen smoke exhausting for dinning-room, restaurant,hotel and ventilating for factories, industry, entertainment, basements and other places.It’s an ideal fan kitchen smoke exhausting.

主要参数 Main parameter

型号及机号 (№)	转速 (r/min)	配用电机 (kw-p)	流量 (m^3/h)	全压 (pa)
3.2A	2900	4-2	4015-5473	2858-2596
	1450	0.75-4	2008-3160	715-640
3.6A	1450	1.1-4	2859-3962	901-801
4A	1450	1.5-4	3920-5344	1167-1014
4.5A	1450	3-4	6204-7608	1649-1320
5A	1450	4-4	7658-10437	1744-1584
5.6A	1450	7.5-4	10758-14664	2187-1987
6.3A	1450	15-4	15319-20879	2270-2515
7.1A	960	7.5-6	14518-19787	1541-1400

XY5-70 双出风口离心通风机 Double Outlets Centrifugal Fan

性能简介

XY5-70 型双出风口离心通风机是我公司自行研发推出的新产品，该系列风机采用直联传动，机壳水平方向有两个出风口，可实现一台风机在两个相反方向同时送风的效果，有效减少弯管使用量，从而降低风管阻力损失、减少风机使用机号，降低使用成本。主要用于一般工厂及大型建筑物的通风换气。气体内不许含有粘性物质，所含的尘土及硬质颗粒物不大于 150mg/m³ 。

Performance introduction

This series centrifugal fan is a new developed model, with two outlets in two opposite directions. It can supply air in two different directions at the same time to save the bent pipes.
It is widely used for ventilating and air exchanging for plants and big buildings, etc.
It is not allowed to transfer gas containing dust sticky particles, the content of hard particles no more than 150 mg/m³ .

主要参数 Main parameter

型号及机号 (№)	转速 (r/min)	配用电机 (kw-p)	流量 (m³/h)	全压 (pa)
2.8A	2900	1.1-2	1244-2490	1068-723
	1450	0.55-4	622-1244	270-184
3.15A	2900	1.5-2	2010-3870	1370-938
	1450	0.55-4	1003-1890	345-238
3.55A	2900	3-2	2980-5514	1769-1220
	1450	0.55-4	1489-2758	442-306
4A	2900	4-2	4382-8009	2276-1575
	1450	0.75-4	2191-4005	572-388
4.5A	2900	7.5-2	6369-11535	2924-2017
	1450	1.1-4	3185-5766	734-507
5A	2900	15-2	8855-15939	3647-2536
	1450	2.2-4	4428-7970	906-637

C6-48A/C 式排尘离心通风机 Dust Exhausting Centrifugal Fan

A式

C式

性能简介

C6-48 型排尘离心通风机是风机行业联合设计的排尘专用风机。此系列风机具有不易积尘和耐磨损等特点，适用于排送含有尘埃、木质碎屑、细碎纤维等气体(若含硬质颗粒时须在风机前加除尘装置)，也可作为一般的通风换气用。

Performance introduction

Model C6-48 dust exhausting centrifugal fan is a dust-exhausting special-purpose fan which has been jointly designed with the Fan Industry The series fan has the features such as uneasy to collect dust and fine wear-ability etc. It is applicable for exhausting gas containing dust. Wooden scraps, fin and crushed fiber etc. (If there are hard particles in gas, a dust-collecting device should be installed in front of the fan). It can also be used as the common ventilation and air-exchange purposes.

C6-48A式主要能数 Main parameter

机号 (№)	转速 (r/min)	配用电机 (kw-p)	流量 (m³/h)	全压 (pa)
3.15	2900	2.2-2	1369-3060	1587-1163
	1450	0.55-4	684-1530	397-291
4	2900	5.5-2	2748-6374	2594-1859
	1450	1.1-4	2582-3187	553-465
5	1450	3-4	4401-6252	918-724
	960	0.75-6	1705-4139	449-317
6.3	1450	7.5-4	10091-12505	1369-1150
	960	2.2-6	3411-8279	711-504

C6-48C式主要能数 Main parameter

机号 (№)	转速 (r/min)	配用电机 (kw-p)	流量 (m³/h)	全压 (pa)
3.15	1600	0.75-2	755-1688	483-354
	1800	0.75-2	850-1899	611-448
	2000	0.75-2	944-2110	755-553
	2240	1.1-2	1057-2363	948-694
	2500	1.1-2	1180-1909	1181-1070
	2500	1.5-2	2152-2637	1015-865
	2800	1.5-2	1322-2138	1483-1344
	2800	2.2-2	2410-2954	1274-1086
	3150	2.2-2	1487-2711	1880-1615
	3150	3-2	3017-3323	1507-1376
4	1250	0.75-2	1184-2748	481-345
	1400	0.75-2	1326-3077	603-433
	1600	1.1-2	1516-2850	789-672
	1600	1.5-2	3183-3517	624-565
	1800	1.5-2	1705-3957	999-716
	2000	2.2-2	1895-4396	1234-884
	2240	2.2-2	2122-2589	1550-1505
	2240	3-2	3056-4924	1451-1110
	2500	3-2	2369-3411	1933-1810
	2500	4-2	3932-5495	1737-1384

C6-48C式主要能数 Main parameter

机号 (№)	转速 (r/min)	配用电机 (kw-p)	流量 (m^3/h)	全压 (pa)
5	1000	0.75-2	1776-3035	486-436
	1000	1.1-2	3479-4312	410-344
	1250	1.5-2	2221-4349	760-641
	1250	2.2-2	4927-5390	592-538
	1400	2.2-2	2487-6036	954-675
	1600	3-2	2842-6899	1247-882
	1800	4-2	3198-6262	1580-1332
	1800	5.5-2	7095-7761	1230-1118
	2000	5.5-2	3553-6958	1953-1647
	2000	7.5-2	7883-8623	1521-1381
6.3	800	1.1-4	2843-4116	494-464
	800	1.5-4	4857-6900	443-350
	900	1.5-4	3198-4631	625-588
	900	2.2-4	5464-7762	561-443
	1000	2.2-4	3554-6071	772-693
	1000	3-4	6959-8625	651-547
	1120	3-4	3980-7794	969-818
	1120	4-4	8831-9660	755-686
	1250	4-4	4442-7588	1208-1085
	1250	5.5-4	8699-10781	1019-855
8	630	2.2-4	4584-11126	494-350
	710	3-4	5166-12539	627-444
	800	3-4	5821-8429	797-749
	800	4-4	9944-14128	716-564
	900	5.5-4	6549-12824	1009-851
	900	7.5-4	14530-15894	786-714
	1000	7.5-4	7276-17660	1247-882
	1120	7.5-4	8150-9763	1566-1526
	1120	11-4	11799-19779	1472-1108
	1250	15-4	9096-22075	1953-1381
10	500	4-4	7402-18208	508-344
	630	5.5-4	9327-18373	807-659
	710	7.5-4	10510-20706	1026-838
	710	11-4	23334-25856	769-695
	800	11-4	11843-23331	1034-1065
	800	15-4	26291-29134	978-882
	900	15-4	13323-23049	1653-1445
	900	18.5-4	26247-32776	1349-1118
	1000	18.5-4	14804-22057	2043-1900
	1000	22-4	25610-36417	1787-1381
12.5	400	4-4	11565-20008	508-445
	400	5.5-4	22784-28451	415-344
	500	7.5-4	14457-25010	795-695
	500	11-4	28480-35564	695-538
	630	15-4	18215-31513	1264-1105
	630	18.5-4	35885-44811	1031-855
	710	22-4	20528-35515	1607-1405
	710	30-4	40442-50501	1311-1087
	800	30-4	23131-34465	2043-1900
	800	37-4	40017-56902	1787-1381

C6-46 型排尘离心通风机
Series Dust Exhausting Centrifugal Fan

性能简介

C6-46-11型排尘离心通风机适用于排送含有木质碎屑，纤维和尘土等的空气混合物，介质温度不超过80℃。

Performance introduction

C6-46 Series Dust Exhausting Centrifugal Fan is fit for conveying mixture air contenting wood debris, fiber fines and dust, and the media temperature no more than 80℃.

C6-46型主要参数 Main parameter

型号及机号 (№)	转速 (r/min)	配用电机 (kw-p)		流量 (m^3/h)	全压 (pa)
3A	2900	Y100L-2	3.0	1183-2891	1452-1205
4A	1450	Y100S1-4	2.2	1404-3420	676-568
5A	1450	Y132S-4	5.5	2733-6660	1117-931
6A	1450	Y132M-4	7.5	4725-11552	1607-1343
	960	Y132S-6	3	3130-7045	706-598
3C	3090	Y90L-2	2.2	1260-2037	1646-1617
	3090	Y100L-2	3.0	2290-2073	1578-1362
	2700	Y90S-2	1.5	1100-1778	1254-1235
	2700	Y90L-2	2.2	2004-2682	1205-1048
	2422	Y90S-2	1.5	985-2406	1009-843
	2230	Y90S-2	1.5	904-2206	853-706
	2030	Y90S-2	1.5	827-2017	706-588
	1830	Y90S-4	1.1	746-1817	578-510
4C	2320	Y132S1-2	5.5	2240-5460	1735-1441
	2030	Y112M-2	4.0	1962-4790	1333-1107
	1810	Y100L-2	3.0	1747-4260	1058-882
	1665	Y90L-2	2.2	1608-3918	892-745
	1520	Y90S-2	1.5	1468-3582	745-617
	1305	Y90S-4	1.1	1260-3080	549-461
5C	1740	Y132S2-2	7.5	3280-8005	1627-1333
	1620	Y132S1-2	5.5	3054-7450	1401-1156
	1390	Y112M-2	4.0	2620-6400	1029-853
	1275	Y100L-2	3.0	2404-5860	862-715
5C	1160	Y90L-2	2.2	2183-5340	715-598
	1004	Y9OL-4	1.5	1960-3975	579-529
	1004	Y100L1-4	2.2	4378-4781	510-480
6C	1350	Y132S-2	5.5-7.5	4398-10740	1381-1156
	1255	Y132S-4	5.5-7.5	4080-9920	1205-1000
	1160	Y112M-4	4.0	3780-6111	1029-1020
	1160	Y132S-4	5.5	6988-9219	990-853
	1060	Y100L2-4	3.0	3450-5583	862-853
	1060	Y112M-4	4.0	6294-8427	823-715
	965	Y100L1-4	2.2	3141-5082	715-705
	965	Y100L2-4	3.0	5729-7670	686-588
	870	Y100L1-4	2.2	2836-6910	579-480

C6-46型主要参数 Main parameter

型号及机号 (№)	转速 (r/min)	配用电机 (kw-p)		流量 (m^3/h)	全压 (pa)
8C	796	Y132S-4	5.5	6150-9960	862-853
	796	Y132M-4	7.5	11230-15040	833-715
	725	Y100L2-4	3.0	7910-6755	725-715
	725	Y132SS-4	5.5	5600-13685	715-598
	625	Y100L2-4	3.0	9186-8148	559-569
	625	Y112M-4	4.0	5034-12300	579-480
	1085	Y160L-4	15	8375-15255	1607-1539
	1085	Y180M-4	18.5	16975-20415	1480-1332
	1015	Y160M-4	11	7840-12676	1401-1382
	1015	Y160L-4	15	14288-19124	1353-1166
	905	Y132M-4	7.5	6990-11310	1117-1098
	905	Y160M-4	11	12750-17070	1068-922
	864	Y132S-4	5.5	6655-9415	1020-1020
	864	Y132M-4	7.5-11	10790-13540	1000-941
	864	Y160M-4	11	14915-16300	901-843
10C	1000	Y180L-4	22	13660-16600	2166-2166
	1000	Y200L-4	30	20300-24000	2156-2136
	1000	Y225S-4	37	26900-36050	2068-1803
	900	Y180L-4	22	12300-18300	1754-1754
	900	Y200L-4	30	21830-344550	1735-1460
	800	Y180M-4	18.5	10920-19200	1382-1369
	800	Y180L-4	22	21540-28850	1323-1156
	710	Y160M-4	11	900-1900	1098-1039
	710	Y180M-4	18.5	2100-2500	1000-911
	630	Y160L-6	11	8610-16950	862-823
	630	Y180L-6	15	19100-22700	784-715
	560	Y160M-6	7.5	7650-20200	676-569
12C	582	Y16O-4	15	15130-24460	1029-1029
	582	Y18O-4	22	27570-36900	990-862
	530	Y160-4	11	13820-22370	862-853
	530	Y160L-4	15	25220-33770	833-715
	483	Y132M-4	7.5	12590-70360	715-705
	483	Y160M-4	15	22950-30720	686-598
	435	Y132M-4	5.5-7.5	11340-23040	579-540
	435	Y160M-4	11	25380-27720	570-480
	768	Y225M-6	30	20000-28820	1813-1873
	768	Y250M-6	37	32330-40500	1784-1675
	768	Y280S-6	55	44600-48770	1607-1509
	720	Y225M-6	30	32330-30360	1597-1560
	720	Y250M-6	37	34220-45800	1529-1323
	670	Y200Y2-6	22	17470-28240	1382-1353
	670	Y225M-6	30	31830-42600	1323-1147
	628	Y160L-4	15-30	16340-40000	1215-1010
8D	960	Y160M-6	7.5	7410-10470	1254-1254
	960	Y160L-6	11-15	12000-18120	1235-1039
	730	Y160M1-8	4.0	5640-9120	725-713
	730	Y160M2-8	5.5	10280-13760	705-608
10D	960	Y200L2-6	22	13120-15860	1999-1899
	960	Y225M-6	30	19500-25800	1927-1911
	960	Y250M-6	37	29050-34600	1833-1666
	730	Y180L-8	11	9960-17500	1156-1137
	730	Y225S-8	18.5	19620-26300	1098-961
12D	730	Y250M-8	22-30	10920-30720	1637-1607
	730	Y280S-8	37	34620-46320	1568-1362

C4-73 型排尘离心通风机 Centrifugal Dust Exhausting Fan

性能简介

C4-73 型离心通风机具有不易积尘和耐磨损的特点，适用于排送含有尘埃、木质碎屑、细碎纤维等气体(若含硬质颗粒时须在风机前加除尘装置), 也可作为一般的通风换气用。
该风机主要由叶轮、进风口、机壳、传动部分与电动机组成。风机有右旋和左旋两种型式。

Performance introduction

Model C4-73 Centrifugal Dust Exhausting Fan has the features such as uneasy to collect dust and fine wear-ability etc. It is applicable for exhausting gas containing dust, wooden scraps, fine and crushed fiber etc.(If there are hard particles in gas, a dust-colle cting device should be installed in front of the fan.) It can also be used as the common venti lation ventilation and air-exchange.
This fan is mainly composed of the paddle-wheel, air inlet, casing, driveparts motor. It has left and right rotation two patterns.



主要参数 Main parameter

机号 (№)	转速 (r/min)	配用电机 (kw-p)	流量 (m^3/h)	全压 (pa)
3.6C	4000	7.5-2	4250-7760	3138-1863
	3150	4.0-2	3100-5750	1863-1127
	2500	2.2-2	2640-4870	1225-735
	2240	1.5-2	2380-4350	1029-588
	1800	0.75-2	1930-3510	637-392
	1600	0.75-4	1725-3150	490-294
4.5C	3550	15-2	7400-13500	3922-2255
	2800	7.5-2	5800-10500	2451-1422
	1800	2.2-2	3700-6800	980-588
	1400	1.1-4	2900-5300	608-362
5.5C	2800	22-2	10600-19350	3665-2175
	2240	11-2	8400-15350	2314-1372
	1800	5.5-2	6800-12400	1471-872
	1400	3-2	5260-9650	902-539
	1120	1.5-4	4220-7700	578-343

G/Y6-30 锅炉配套通、引风机 Boiler Matching Induced Draft Fan

G6-30 A型



Y6-30 C式

性能简介

目前锅炉系列较多，燃用煤质差别较大又加装除尘设备和余热利用设备之后，产生抽力不足从而影响正常运行，为了克服锅炉由上述原因引起的抽力不足、炉膛出现正压等，从而影响锅炉燃烧和正常运动的现象，故设计制造了此种风机，以供用户选择应用。

G6-30 为锅炉通风机，Y6-30 为锅炉引风机。

Performance introduction

At present, there are many boiler series, but coal quality varies from one to another, plus after installing the dust-removal equipment and waste heat utilization device，it creates in sufficient drawing force which influences its normal running. In order to overcome the drawing force shortage caused by the above mentioned reasons; positive pressure occurring in the furnace, which infiuence boiler combustion and normal running, thus it designs and manufactures this induced draught fan for consumers' selection and application.

G6-30型主要参数 Main parameter

型号及机号 (№)	转速 (r/min)	配用电机 (kw-p)		全压 (pa)	流量 (m^3/h)
2.8A	2900	Y801-2	0.75	1235-1040	563-1024
3.5A	2900	Y802-2	1.1	1550-971	1217-1641
4.3A	1450	Y801-4	0.55	814-598	747-1509
5.4A	1450	Y90S-4	1.1	1295-863	1602-2505

Y6-30型主要参数 Main parameter

型号及机号 (№)	转速 (r/min)	配用电机 (kw-p)		全压 (pa)	流量 (m^3/h)
3.5C	2350	Y801-2	0.75	853-725	655-1192
4.3C	2260	Y90S-2	1.5	1206-1020	1169-2125
4.8C	2250	Y90L-2	2.2	1491-1265	1619-2944
5.4C	2300	Y100L-2	3	2158-1833	2202-3963
6.5C	2150	Y112M-2	4	2383-2288	2926-4000
		Y132S-2	5.5	2206-2020	4263-4945
7.5C	1900	Y132M-4	7.5	2598-2392	5216-7349
		Y160M-4	11	2324-2196	8060-8771
	1800	Y132M-4	7.5	2736-2530	5000-6500
		Y160M-4	11	2500-2432	7000-7800
8.6C	1850	Y180M-4	18.5	3226-3040	9494-14000
		Y180M-4	22	2883-2736	15967-17262

6-30 型谷物、粉末输送离心风机 Type Grain and Powder Centrifugal Fan

性能简介

6-30型离心通风机排送的介质为空气及无腐蚀性，不自燃，不含粘性物质之气体，其温度不超过80℃。该风机具有压力较高，流量较小的特性，适于粮食、棉花等加工时的风力输送。

Performance introduction

The media exhausted by 6-30 Type centrifugal fan is air non-coffisuve gas with no spontanoous combustion and no viscous substances. The temperature will not exceed 80℃. This fan has the specitic properties such as high pressure, small flow and so forrh. It is applicable for the pneumatic conveyance during the gain and cotton processing etc.

主要参数 Main parameter

型号及机号 (№)	传动方式	转速 (r/min)	流量 (m^3/h)	全压 (pa)	配用电机 (kw-p)
5	A	2900	2240-4776	4393-3217	7.5-2
6	C	2400	3204-6880	4325-3168	11-2
		2200	2937-6261	3638-2667	7.5-2
		2000	2670-5962	3011-2207	5.5-2
		1800	2403-5123	2442-1785	4-2
7	C	2020	4282-9129	4185-3060	15-2
		1840	3900-8316	3462-2540	11-2
		1680	3562-7592	2893-2118	7.5-2
		1500	3180-6779	2305-1687	5.5-2
9	C	1800	8120-14680	5482-4746	30-4
			15990-17300	4403-4020	37-4
		1645	7420-12210	4580-4109	22-4
			13410-15810	3962-3354	30-4

6-33 型铝壳高压离心鼓风机 Series Aluminum High Pressure Centrifugal Blower

性能简介

6-33型铝壳高压离心鼓风机是我公司最新研发的离心风机。其特点为：噪声低、风量大、压力高、效率高、体积小、安装方便。机壳为铝件，叶轮采用后向叶轮，焊接牢固，能适应较高转速。主要用于纺织机械、塑料机械、印刷机械、炊具机械等。使用范围，环境温度在65℃以下，输送介质温度在80℃以下，介质不得带有腐蚀性气体和蒸气。介质空气中含尘量不大于150mg/m3。

Performance introduction

6-33 series aluminum high pressure centrifugal blower is the newest developed model of our company. It has features as low noise, large air flow, high pressure, high efficiency, small size, easy installation. It adopts die cast aluminum casing,back curved impellers firmly welded,can meet requirements of high speed running.It is mainly used in many fields as textile machinery,plastics machinery,printing machinery,cooking machinery etc.The using conditions,the ambient temperature≤65℃, the transmission medium temperature≤80℃,the media should not be with corrosive gases and vapors. Medium dust content in the air≤150 mg/m3.

主要参数　Main parameter

型号及机号（№）	转速（r/min）	配用电机（kw-p）	流量（m³/h）	全压（pa）
6-33No3A	2850	0.75-2	680	1650
6-33No3.4A	2850	1.1-2	930	1700
6-33No3.7A	2850	1.5-2	1150	2000
6-33No3.9A	2850	2.2-2	1320	2400
6-33No4.1A	2850	3-2	1800	2950
6-33No4.4A	2850	4-2	2030	3200
6-33No4.8A	2850	5.5-2	2470	3650
6-33No5A	2850	7.5-2	2900	4160

8-09、9-12 型高压离心式通风机
High Pressure Centrifugal Fan

性能简介

8-09、9-12型高压离心通风机可广泛用于输送物料、空气及无腐蚀性不自燃、不含粘性物质的气体，输送的介质温度不超过80℃、所含尘土及硬质颗粒不大于150mg/m³，适用于一般锻治、玻璃、陶瓷、电镀、蓄电池等行业的高压强制通风和粮食、饲料、矿粉、塑料等加工行业的物料输送。

Performance introduction

It is used for conveying air and other gases of non Spontaneous Combustion, Physical harmless, Non-corrosive to steel. It is not allowed to transfer gas containing dust sticky particles, the content of hard particles no more than 150 mg/m3, the gas temperature no higher than 80oC.
It is suitable for Metallurgy, Foundry, Glass, Porcain, electrcoplate, storage battery, food, feed, minerals and other fields.

8-09主要参数　Main parameter

型号及机号（№）	转速（r/min）	配用电机（kw-p）	流量（m³/h）	全压（pa）
6.8A	2900	7.5-2	675-1215	11347-10523
		11-2	1485-1754	11439-11341
		15-2	2024-2295	11063-10634
7.1D	2900	7.5-2	1075	12021
		11-2	1383-1690	12471-12371
		15-2	1997-2304	12364-12061
		18.5-2	2612-2919	11594-11016
8D	2930	15-2	1554	15759
		22-2	2442	16586
		30-2	2887-3331	16023-15632
		37-2	3775-4219	15026-14277
8.5D	2950	15-2	1341	17013
		18.5-2	1877	17828
		30-2	2414-2950	18496-18347
		37-2	3487	18338
		45-2	4023-4560	17888-17196
9D	2950	22-2	1591	19073
		30-2	2228-2865	20569-19988
		37-2	3502	20736
		45-2	4138	20558
		55-2	4775	20054
		75-2	5412-6049	19278-18318

9-12主要参数　Main parameter

型号及机号（№）	转速（r/min）	配用电机（kw-p）	流量（m³/h）	全压（pa）
6.8A	2930	15-2	1700-2620	11590-12000
		18.5-2	3080-3540	12140-12120
		22-2	4000-4460	11980-11740
7.1A	2900	15-2	2074-2658	12661-12347
		18.5-2	3000-3242	12896-12807
		22-2	3826	13024
		30-2	4410-4990	12935-12739
7.7A	2900	22-2	2349-3010	14887-14543
		30-2	3671-4332	15319-15171
		37-2	4993-5654	15220-14895
		45-2	6315	14583
8D	2950	30-2	2996-3824	16528-16216
		37-2	4651	16931
		45-2	5478-6306	17096-16931
		55-2	7133	16729
9D	2970	45-2	4295	20803
		55-2	5481	21202
		75-2	6667-7853	21931-21719
		90-2	9039	21719

XQI、XQII 型斜槽高压离心通风机
Flute High Pressure Centrifugal Fan

性能简介

XQI型、XQII型高压离心通风机是专为水泥窑系统设计的斜槽风机。该风机还可作为各种化铁炉、熔炉、锻冶炉的鼓风用，也适用于输送空气及无腐蚀性、不自燃，不含有粘性物质的气体。输送介质温度不超过80℃，介质中所含的尘土及硬质颗粒不大于150mg/m³。

Performance introduction

Model XQI、XQII Flute High Pressure Centrifugal Fan is specially designed for cement kiln system. It can also be used for blowing air to cupola, forge, and smelt frnace and can trans mitt air, and gas without corrosive, self igniting, viscons materials. The gas temperature not exceed 80℃,the dust and hard particles contents not exceed 150mg/m³.

XQI型、XQII型主要参数 Main parameter

型号（№）	机号	转速（r/min）	流量（m³/h）	全压（pa）	配用电机 型号（kw-p）	配用电机 功率
XQI	4.8A	2840	232	5028	Y801-2	0.75
			325	5269	Y802-2	1.1
			418	5422	Y90S-2	1.5
			511	5466	Y90S-2	1.5
			604	5419	Y90L-2	2.2
			697	5226	Y90L-2	2.2
			790	5082	Y100L-2	3.0
			883	4828	Y100L-2	3.0
XQI	5.4A	2840	330	6363	Y90S-2	1.5
			463	6669	Y90L-2	2.2
			595	6862	Y90L-2	2.2
			728	6918	Y100L-2	3
			860	6858	Y100L-2	3
			992	6690	Y112M-2	4
			1125	6422	Y112M-2	4
			1257	6110	Y132S1-2	5.5
XQII	4.7A	2840	585	5187	Y90S-2	1.5
			747	5287	Y90L-2	2.2
			908	5416	Y90L-2	2.2
			1069	5469	Y100L-2	3.0
			1231	5416	Y100L-2	3.0
			1392	5351	Y112M-2	4.0
			1551	5187	Y112M-2	4.0

XY 漩涡风机
Vortex Blower

性能简介

涡流风机是一种新型的气源发生设备，选用高强度、抗疲劳优质铝合金材料为主要材料，它具有结构紧凑，体积小重量轻等特点，旋涡泵采用专用电机直联式，不需要任何变速机构，由于其结构简单，传动形式直接，所以还具有噪音低、耗能省、性能稳定，维修方便等优点。旋涡风机是一种吹气两用的通风气源，它主要用于：燃烧降氧机、卷机滤嘴成型机、雾化干燥机、养鱼增氧、水处理爆气、自动上料机、液体灌装机、粉末灌装机、电影机械、干气体传送、送料、收集等方面。

Performance introduction

Vortex blower equipment is a new type of gas source, choosing high strength, fatigue resistance, high quality aluminum alloy material as the main material. It has compact structure, small volume and light weight characteristics. Vortex pump adopts special-purpose motor straight association-like. It doesn't need any variable speed institutions, due to its simple structure, direct drive form, so also has low noise, energy consumption province, stable performance, easy maintenance, etc. Vortex blower is a dual-use of ventilation air supply. It is mainly used for: burning oxygen machine, roll machine, filter machine, spray dryer, fish farming, water treatment of increasing oxygen detonation gas, the automatic feeding machine, liquid filling machine, powder filling machine, film machine, dry gas transmission, feeding, collection, etc.

主要参数 Main parameter

机号（№）	功率（w）	重量（Kg）	噪声（dB）A	最大流量（m³/h）	最高真空（mbar）	最高压力（mbar）
XY110	0.12	5	45	40	-90	90
XY112	0.18	6	48	56	-90	90
XY210	0.25	11	53	80	-110	110
XY212	0.37	12	53	80	-120	130
XY310	0.55	13	55	100	-110	120
XY410	0.75	14	63	140	-140	140
XY510	1.1	21	64	210	-160	160
XY511	1.5	24	64	210	-190	200
XY611	2.2	28	69	265	-235	220
XY712	3	36	69	318	-270	290
XY713	4	40	69	318	-290	330
XY811	5.5	63	70	530	-300	300
XY812	7.5	66	70	530	-320	430
XY911	11	116	74	1050	-280	270
XY912	15	126	74	1050	-340	460

Y5-47 型锅炉离心引风机 Series Boiler Induced Draft Fan

性能简介

Y5-47型离心通风机具有噪声低，结构简单、灵活调节风量、风向的特点，适用于除尘、排尘、锅炉鼓风，通风换气、物料输送等，性能具有流量较大，压力具中等特点，介质温度250℃—200℃。



Performance introduction

Y5-47 Series Centrifugal Fan has features of low noise, simple structure, adjustable flow rates and airflow direction, high flow, moderate pressure, etc. It is suitable for dust removing, dust exhausting, boiler blowing, ventilating, air exchanging and material conveying, etc.

主要参数 Main parameter

机号 (№)	转速 (r/min)	流量 (m^3/h)	全压 (pa)	配用电机 (kw-p)
2.5C	2900	600-1113	580-397	0.55-2
3.15C	3250	2496-1323	716-1049	1.1-2
	2990	2297-1218	608-883	0.75-2
	2750	2112-1120	520-745	0.55-2
4C	3300	5190-2751	1393-1992	4-2
	2900	4561-2417	1079-1481	3-2
4D	2870	4514-2393	1059-1451	3-2
5C	2900	8909-4723	1687-2324	7.5-2
	2620	8048-4267	1373-1893	5.5-2
5D	2900	8909-4723	1687-2324	7.5-2
6C	2850	8020-15129	3364-2452	18.5-2
	2620	7372-13908	2844-2069	15-2
6D	2930	13492-8245	3168-3550	18.5-2
	2930	15553-14523	2589-2903	22-2
7C	2580	21747-11529	2746-3756	30-2
	2320	19556-10367	2206-3040	22-2
	2200	18545-9830	1991-2736	18.5-2
	2050	17280-9159	1716-2373	15-4
8C	2020	25417-13474	2187-3001	30-4
	1860	23404-12407	1853-2550	22-4
9C	1900	34039-18045	2452-3364	45-4
	1800	32247-17095	2197-3020	37-4
	1740	31174-16525	2052-2821	30-4
10D	1480	19281-31551	2697-2246	37-4
	960	12507-23592	1107-770	11-6
11D	1460	25663-48410	2520-2216	55-4
	960	166647-31402	1282-932	15-6
12D	1480	33318-6280	3628-2638	90-4
	960	21612-40768	1519-1109	30-6

YW5-47 耐高温锅炉引风机 Boiler Used High Temperature Draft Fan

性能简介

YW5-47型耐高温锅炉引风机是锅炉行业设计专家根据当前锅炉特点专门研发的一种经济实用型锅炉引风机。主要由耐高温电机，风机壳，叶轮，隔热连接头，散热风叶等部件组成。其显著特点就是在高温电机与风机壳方间的隔热连接头处装有独立散热风叶，从而使电机达到前后两头同时自冷却，以确保电机在高温环境中能长期正常运行。是目前国内外小型锅炉用的首选引风机产品，也可用于特定环境下需要通风，换气，冷却的场所。其温度输送介质在160℃-200℃。

带底架

不带底架

Performance introduction

YW5-47 boiler used high temperature draft fan adopts advanced design special for modern boilers.It consists of high temperature motor,fan casing ,impellers,heat insulation connector,heat derusing blades,etc.Its significant feature is double cooling points for motor itself.
It can be used under high temperature conditions at 160℃-200℃.It has features as low noise,high efficiency,light fan body,little vibrations,fast heat defusing,long use life,etc.Is is widely used for boiler draft,air supply,air exchanging,heat defusing,and other places with high temperature between160℃-200℃.

主要参数 Main parameter

配用电机 (kw-p)	转速 (r/min)	电压 (V)	流量 (m^3/h)	全压 (pa)
0.25	2800	220/380	410	470
0.37	2800	220/380	520	700
0.55	2800	220/380	680	880
0.75	2800	220/380	880	1050
1.1	2800	220/380	1250	1240
1.5	2800	220/380	1400	1350
2.2	2800	380	1800	1830
3	2800	380	2500	2520
4	2800	380	3100	2900
5.5	2800	380	3680	3200
7.5	2800	380	4300	3500

Y5-48 型锅炉离心引风机 Series Boiler Induced Draft Fan

性能简介

Y5-48 型锅炉离心引风机是为适应燃用各种煤质并配有消烟除尘装置的1~20t/h 工业锅炉配套设计的。

Performance introduction

Y5-48 Series Boiler Induced Draft Fan is designed for 1-20t/h industrial boilers used all kinds of coal characters with smoke-eliminating, dust-removing devices.

主要参数 Main parameter

型号及机号 (№)	转速 (r/min)	配用电机 (kw-p)		流量 (m^3/h)	全压 (pa)
4C	3550	Y132S1-2	5.5	2932-5564	2221-1501
	3150	Y112M-2	4	2602-4937	1746-1180
	2800	Y100L-2	3	2313-4388	1377-932
	2500	Y90L-2	2.2	2065-3918	1097-742
5C	3150	Y160M1-2	11	5304-9851	2819-1913
	2800	Y132S2-2	7.5	4715-8757	2223-1509
	2500	Y132S1-2	5.5	4210-7818	1769-1202
	2240	Y112M-2	4	3772-7005	1419-964
6.3C	2800	Y180M-2	22	9432-17516	3545-2403
	2500	Y160M2-2	15	8421-15639	2819-1913
	2240	Y160M1-2	11	7546-14013	2259-1533
	2000	Y132S2-2	7.5	6737-12511	1798-1221
8C	2000	Y200L-4	30	13794-25619	3323-2253
	1800	Y180L-4	22	12415-23057	2686-1823
	1600	Y160L-4	15	11035-20495	2118-1438
	1400	Y160M-4	11	9656-17933	1619-1100
10C	1800	Y280S-4	75	22250-44634	4483-2958
	1600	Y250M-4	55	19778-39674	3531-2332
	1400	Y225S-4	37	17305-34715	2696-1782
	1250	Y180L-4	22	15451-30995	2145-1419
12.5C	1400	Y315S-4	110	33800-67803	4234-2794
	1250	Y280S-4	75	30179-60538	3365-2223
	1120	Y250M-4	55	27040-54242	2696-1782
	1000	Y225S-4	37	24143-48431	2145-1419

Y6-41 型锅炉离心引风机 Series Boiler Induced Draft Fan

性能简介

本产品是蒸发量 0.5--10t/h 的各类工业锅炉的引风机，有左旋和右旋两种型式均为单吸入，出风口位置“左”“右”均可制成 0 度，90 度，180 度，270 度四种角度。本产品可与工业炉配套选用。
风机的传动方式有 C、D 两种，根据用户需要可配制节门、底座和减振垫，介质温度 200℃。

Performance introduction

This product is an induced draft fan used for various boi-lers with 0.5--10 th steam output. It has left &right rotation patterns with single suction. The left and right positions of the air outlet can be made into0° ,90° ,180° 270° four angles.
The drive means of this fan is divided into C and D types. It can be allocated with adjusting bases and damping cushion according to the use's requirements.

主要参数 Main parameter

型号及机号 (№)	转速 (r/min)	配用电机 (kw-p)	流量 (m^3/h)	全压 (pa)
3.55C	2950	1.5-2	2962-841	588-1448
4C	3450	3.0-2	3996-1355	1893-2676
4.5C	3250	5.5-2	5522-2574	2058-2873
	2925	4.0-2	4970-2317	1667-2327
5.4C	2900	11-2	8901-4350	2491-3240
	2600	7.5-2	7980-3900	2002-2604
7.1C	2200	18.5-4	15819-8171	2454-3283
	2100	15-4	15100-7800	2236-2991
	1915	11-4	13700-7113	1859-2487
9C	1965	37-4	28719-14866	3145-4208
	1750	30-4	25630-13239	2495-3338
	1640	22-4	24019-12407	2191-2931
10C	1600	37-4	32144-16604	2575-3444
11.2D	1480	45-4	41773-21578	2764-3697

Y4-73型主要参数 Main parameter

型号及机号 (№)	转速 (r/min)	配用电机 (kw-p)	流量 (m^3/h)	全压 (pa)
8D	1450	11-4	16156-18244	1303-1298
	1450	15-4	20442-30993	1284-868
9D	1450	22-4	23003-32079	1651-1584
	1450	30-4	35052-44158	1511-1100
	960	7.5-6	15229-29219	721-481
10D	1450	37-4	31554-44004	2041-1959
	1450	45-4	48083-60533	1867-1359
	960	11-6	20891-40077	891-591
	730	5.5-8	15886-30475	515-343
11D	1450	55-4	41999-47427	2474-2463
	1450	75-4	53142-80570	2437-1646
	960	18.5-6	27806-53343	1079-719
	960	7.5-6	21144-29487	623-598
	730	11-8	32220-40562	570-415
12D	1450	90-4	54526-68992	2949-2905
	1450	110-4	76040-104600	2829-1961
	960	30-6	36100-69253	1285-856
	730	11-8	27451-34734	742-731
	730	15-8	38282-52661	712-495
14D	1450	185-4	86586-109550	4029-3968
	1450	220-4	120740-166100	3864-2676
	960	55-6	57326-72534	1752-1726
	960	75-6	79944-109970	1681-1167
	730	22-8	43591-49225	1010-1006
	730	30-8	55156-83624	995-674
16D	960	110-6	85571-119330	2293-2200
	960	132-6	130390-164150	2097-1526
	730	45-8	65069-73480	1321-1316
	730	55-8	82333-124820	1302-880
	580	45-10	51699-99178	833-555
18D	960	220-6	121830-169910	2908-2790
	960	220-6	185650-233730	2659-1934
	730	90-8	92648-129200	1674-1606
	730	110-8	141170-177730	1532-1115
	580	45-10	73610-102650	1055-1012
	580	55-10	112160-141210	965-703

KDF 系列离心通风机 Centrifugal Fan

性能简介

KDF 系列离心通风机可输送空气和其它不自燃的、对人体无害的、对钢材无腐蚀性的气体。气体内不允许有粘性物，所含尘土及硬质颗粒物不大于 150mg/m^3 。气体温度不得超过 80℃。该风机具有良好的气动性能，叶轮、带轮均经严格的静、动平衡校正、具有运转平稳、振动小、效率高寿命长等特点。广泛适用于工矿企业、大型建筑物、宾馆、酒楼室内通风换气排烟。

Performance introduction

KDF Series Centrifugal Fan is used for conveying air and other gas of non Spontaneous Combustion, Physical harmless, Non-corrosive to steel. It is not allowed to transfer gas containing dust sticky particles, the content of hard particles no more than 150 mg/m^3 , the gas temperature no higher than 80℃. It has perfect Aerodynamic performance, the impellers and pulleys are strictly test and correct by static and dynamic balance. I has features as smooth operation, low vibration, high efficiency, long use life, etc. It is widely used for factories, mines,large buildings, hotels, restaurants, etc.

KDF主要参数 Main parameter

型号及机号 (№)	转速 (r/min)	配用电机 (kw-p)	流量 (m^3/h)	全压 (pa)
2.5E	4400	4.0-2	2376-5630	2318-1381
	3600	3.0-2	1944-4606	1552-924
	2800	1.5-2	1512-3583	939-559
	2000	0.55-4	1080-2559	479-285
2.8E	3900	5.5-2	3087-6953	2277-1338
	3200	3.0-2	2533-5705	1533-901
	2400	1.5-2	1899-4279	862-506
	1800	0.75-4	1424-3209	485-285
3.15E	3500	7.5-2	3946-8968	2284-1387
	2800	4.0-2	3137-7175	1463-887
	2000	1.5-4	2255-5125	746-453
	1600	0.75-4	1864-4100	477-289
3.55E	3100	7.5-2	4870-11237	2255-1342
	2400	4.0-2	3770-8700	1352-804
	1800	2.2-4	2827-6525	760-452
	1400	1.1-4	2199-5075	160-273
4E	2700	11-2	6328-14512	2380-765
	2000	4.0-4	4687-10750	763-490
	1600	3.0-4	3750-8600	470-275
	1200	1.1-4	2812-6450	255-153
4.5E	2500	15-4	8214-19196	2551-1530
	1800	5.5-4	5914-13821	1322-793
	1400	3.0-4	4600-10753	800-480
	1100	1.5-4	3614-8446	493-296
5E	2000	15-4	9375-21666	2027-1213
	1600	7.5-4	7500-17333	1297-776
	1200	3.0-4	5625-13000	730-437
	900	1.5-4	4218-9750	410-245
5.6E	1800	18.5-4	11827-27300	2122-1234
	1400	7.5-4	9199-21233	1283-746
	1000	3.0-4	6571-15167	655-381
	750	1.5-6	4928-11375	368-214
6.3E	1500	18.5-4	14166-32200	1825-1086
	1200	11-4	11333-25760	760-450
	900	4.0-6	8500-19320	687-391
	700	2.2-6	6611-15026	397-236
7.1E	1500	30-4	19791-45833	2322-1361
	1200	15-4	15833-36000	1496-871
	900	7.5-4	11875-27500	836-490
	700	3.0-6	9236-21388	505-296
8E	1300	37-4	24375-55713	2183-1322
	1100	22-4	20625-47141	1563-947
	1000	15-4	18750-42856	1292-782
	800	11-6	15000-34285	827-501
	600	4.0-6	11250-25713	465-281
9E	1150	45-4	30187-70437	2130-1268
	1000	30-4	26250-61250	1610-959
	800	15-6	21000-49000	1031-614
	600	7.5-6	15750-36750	579-345
10E	1100	55-4	36666-85416	2052-1213
	800	30-4	29333-68333	1313-776
	600	15-4	22000-51250	739-437
	500	7.5-4	18333-42708	513-303
11.2E	900	75-4	46362-101154	2084-1233
	800	45-4	41210-96002	1646-1076
	600	22-4	30908-72002	1172-693
	450	7.5-4	23180-54000	521-308

Y9-19、Y9-26

型锅炉引风机
Series Boiler Induced Draught Fan

性能简介

目前锅炉的系列较多，燃用煤质情况差别较大，又加装除尘设备和余热利用设备之后，产生的抽力不足从而正常运行，为了克服锅炉由上述原因所引起的抽力不足，炉膛出现正压等，影响锅炉燃烧和正常运行的现象，故设计制造了其风量、风压与锅炉相匹配高效率的各型号锅炉引风机提供各用户选择应用。

引风机性能以风机的流量、全压、主轴转速、内功率和内效率等参数表示（见引风机性能表），性能表中给出的性能是按输送气体为烟气、温度t=200℃，大气压pa=101325pa，烟气的密度 ρ =0.74Kg/m³ 时的介质计算。

Performance introduction

Currently, there are so many kinds of boilers with much different coal characters, with dust removing devices and waste heat reusing equipments influences, and it makes the draft power not enough so as to work normally. In order to overcome lack of the draft power, positive pressure, affect the normal inflammation of the boiler, we design and manufacture varieties of Boiler Induced Draft Fans with suitable flow rates, pressure to fit for different requirements of the users.

The main parameters of the Boiler Induced Draft Fan are flow rate, total pressure, main shaft rotation speed, inner power and inner efficiency, etc. (please see the parameter table)

The parameters of the Forced Draft Fan are based on the gas temperatur et=20℃, atmospheric pressure P=101325pa, the gas density ρ =0.74Kg/m³ .

The parameters of the Induced Draft Fan are based on the gas temperaturet=200℃.

主要参数　Main parameter

型号及机号（№）	转速（r/min）	全压（pa）	流量（m³/h）	配用锅炉容量（t/h）	配用电机（kw-p）	
Y9-19-12NO.4.5C	2000	1439-1365	1146-1739	0.2	Y90S-4	1.1
Y9-26-12NO.4.5C	2150	1668-1629	2511-3222	0.5	Y100L1-4	2.2
Y9-19-12NO.6.3C	1870	2491-2364	2912-4419	1	Y112M-4	4
Y9-19-13NO.6.3C	1900	2572-2440	3940-5979	1	Y132S-4	5.5
Y9-19-12NO.8C	1450	2394-2334	5113-7235	2	Y132M-4	7.5
	1620	2986-2913	5712-8083	2	Y160M-4	11
Y9-19-12NO.8.4C	1330	2331-2273	6452-9130	2	Y132M-4	7.5
Y9-26 NO.6.3C	1870	2473-2415	5994-7689	2	Y132M-4	7.5
Y9-26 NO.8C	1620	3516-2969	10699-16075	4	Y180M-4	18.5
	1710	3516-3308	11293-16968	4	Y180L-4	22
Y9-26 NO.8.5C	1450	2854-2685	11486-17258	4	Y180M-4	18.5

5-29 型高压离心通风机
High Pressure Centrifugal Fan



A型

C型

5-29 性能简介

5-29 型高压离心通风机用于输送干净空气无腐蚀性，不自燃，不含有粘性物质的气体。尤其适用于棉绒加工输送，亦可用于冲天炉吹炼。输送介质温度不超过 80℃，含尘量不超过 150mg/m³ ，具有效率高，能耗低的特点。

5-29 Performance introduction

5-29 High Pressure Centrifugal Fan is used to transport, clean air and other gas with non-corrosiveness, non-self-ig-nition and non adhesive matters, which Hse cilly suits to process and transportation of cotton velvet. It is also used in blowing and re-fining of towering stoves. The temperature of the conveying medium does not surpass 80℃ and dust content does not exceed 150mg/m³ . It has features of high efficiency and low consumption.

5-29 主要参数 Main parameter

型号及机号（№）	转速（r/min）	配用电机（kw-p）	流量（m³/h）	全压（pa）
5.5A	2900	7.5-2	2500-5000	5022-3659
6.5A	2930	15-2	4169-5956	7155-6580
		18.5-2	6273-5167	6552-8339
8.5A	2970	55-2	9450-12150	12570-11984
		75-2	13500-18900	11562-9079
5.5C	4000	22-2	5419-6897	8371-6895
	3550	15-2	3935-6121	7169-5431
	3150	11-2	3491-5431	5644-4276
	2800	7.5-2	3103-4828	4460-3379
	2500	5.5-2	2771-4310	3555-2693
	2240	4-2	1931-3862	2994-2162
6.5C	3550	30-2	5051-7938	10504-9209
	3550	37-2	8660-10103	8689-7585
	3150	22-2	7044-7684	7251-6841
	3150	30-2	8324-8965	6418-5972
	2800	15-2	3984-6261	6534-5729
	2800	18.5-2	6830-7969	5405-4719
	2500	11-2	3557-7115	5209-3762
	2240	7.5-2	3187-4554	4182-3846
	2240	11-2	5009-6374	3667-3020
	2000	5.5-2	2846-3659	3334-3178
	2000	7.5-2	4066-5692	3066-2408
7.5C	3150	37-2	6886-7869	11010-10787
	3150	45-2	8853-11804	10495-9108
	3150	55-2	12788-13772	8545-7951
	2800	30-2	6121-9618	8699-7628
	2800	37-2	10493-12241	7196-6282
	2500	22-2	7026-8588	6611-6081
	2500	30-2	9368-10930	5737-5008
	2240	15-2	4897-6995	5568-5120
	2240	18.5-2	7695-9093	4882-4021
	2000	11-2	4372-6870	4438-3892
	2000	15-2	7495-8744	3672-3005
	1800	7.5-2	3935-5621	3595-3306
	1800	11-2	6183-7869	3152-2596
8.5C	2950	55-2	9385-12068	12403-11823
	2950	75-2	13407-18770	11406-8957
	2450	37-2	7795-11136	8555-7867

中压风机 Middle Pressure Blower

性能简介

系列低噪声强力中压吹风机具有噪声低、风量大、风压高、体积小、重量轻、安装容易等优点。广泛适用于各种场合中的管道送风，低密度介质的物料输送，是塑料机械、印刷机械、纺织机械、炊具机械、柴油燃烧机及各种柴油气化炉等的首选配套产品。

Performance introduction

The low noise, powerful, middle pressure blower is characterized with themerits of low noise, large wind rate, high pressure, small body, light weight and easy for installation. It is widely used in various places for conduit wind conveying, conveying of low density media. It is the first selection matching product for plastic machinery, printing machinery, textile machinery, cooking machinery, diesel machinery and diesel gsaification machinery and so on.

主要参数 Main parameter

型号 (№)	出风口径 (mm)	风量 (m^3/min)	风压 (Kpa)	噪声级 (w)	功率 (w)	电压 (v)	频率 (Hz)	转速 (r/min)
IFD90-40	40	≥4	≥1.17	<55	90	220	50	2800
IFD120-40	40	≥5	≥1.3	<55	120	220	50	2800
IFD160-45	45	≥6	≥1.3	<55	160	220	50	2800
IFD180-45	45	≥8	≥1.43	<55	180	220	50	2800
BYF6312	60	≥5	≥1.3	<60	120	220	50	2800
BYF6322	63	≥8	≥1.3	<60	180	220	50	2800
BYF6332	67	≥9.5	≥1.43	<60	250	220	50	2800
BYF7122	76	≥13	≥1..95	<65	370	220-380	50	2800
BYF7132	76	≥15	≥2.21	<70	550	220-380	50	2800
BYF7142	80	≥17	≥2.73	<75	750	220-380	50	2800
BYF7152	96	≥19	≥3.26	<80	1100	220-380	50	2800

离心式鼓风机 Centrifugal air blower

性能简介

CZR系列为电容运转电动机驱动的离心式吹风机。CZT由三相交流封闭异步电动机驱动的离心式吹风机。产品具有风量大、风压高、耗电省、温升低、美观大方等特点。适用于家庭、食堂、小型锅炉、炼铁炉等需要助燃场合之用，也可以作一般场合送风冷却之用。

Performance introduction

CZR series is a centrifugal blower with the capacitor-start motor. CZT series centrifugal blower is driven by three-phase AC enclosed asynchronous motor.The product features high flow rate, high pressure,power-saving, low temperature rising, elegant and beautiful appearance. It is used for combustion-supporting such as in homes, restauranis, small-sizes boilers, blast furnace etc. It can also be used for air blasting cooling at general places.

主要参数 Main parameter

型号 Machine (№)	输出功率 (W) Power of output	出风口径 (mm) Diameter of air outlet	负载电流 (A) Loading current	风量 (m^3/min) Flow	风压 (pa) Wind pressure	电压 (V) Voltage	转速 (r/min) Rotation speed	频率 (HZ) Frequency
CZR	40	ø36	0.26	1.07	200	220	2800	50
	60	ø40	0.32	1.63	240			
	90	ø45	0.46	2.0	300			
	100	ø46	0.50	2.2	330			
	120	ø48	0.57	2.5	380			
	150	ø52	0.70	3.2	490			
	180	ø60	0.90	4.5	540			
	200	ø62	1.0	5.2	600			
CZR-CZT	250	ø68	1.2/65	6.5	680	220/380	2800	50
	370	ø78	1.7/0.74	8.5	780			
	550	ø80	2.5/0.95	10	885			
	750	ø90	3.5/1.25	14	1000			
	1100	ø105	4.2/1.75	19	1080			
CZT	1500	ø110	2.3	22	1100	380	2800	50
	1700	ø113	2.85	25	1120			
	2200	ø120	3.6	32	1180			
	3500	ø135	6.1	50	1370			

XYGR 型耐高温隔热型锅炉鼓风机
Series High Temperature Boiler Blower

隔热型

普通型

性能简介

XYGR 型耐高温隔热型锅炉鼓风机是我公司根据国外最新产品研发的小型鼓风机。其特点为：效率高、体积小、安装方便。风机壳采用精密压铸成形，配用耐高温电机、隔热连接头，并在隔热连接头内装有散热风叶。电机筒采用铝合金挤压(拉伸)筒，具有重量轻、强度高、导热性能好、外形美观。能确保电机在高温下正常运行。是目前国内外小型锅炉鼓风机的首选产品。输送介质温度在 160-200℃。

Performance introduction

XYGR Series High Temperature Boiler Blower is the newest developed model based on the advanced technology in the world.It has features as high efficiency,small size,easy to install.It adopts precision die casting aluminum casing,equipped with high-temperature motor,heat insulated connectors and cooling fan inside.The motor cylinder is made of aluninum alloy,It has light weight,high strength,-good thermal performance,nice appearance to ensure the motor running properly at high temperature conditions.It is the best choice for small boiler blower.Transmission medium temperature at 160-200℃。

主要参数 Main parameter

型号及机号 (№)	出风口径 (mm)	功率 (w)	转速 (r/min)	流量 (m^3/h)	静压 (KPa)
XYGR-63	63	100	2800	4.7	0.65
XYGR-75	75	200	2800	6.8	0.84
XYGR-100	98	400	2800	13.7	1.39
XYGR-125	123	1000	2800	25.2	1.76

YC、YL 电动机
MOTOR

YC

YL

性能简介

YC、YL系列单相异步电动机按国家标准设计制造，具有起动和运行性能好，噪声低，体积小重量轻，维护方便等特点。该机防护等级：IP44，冷却方式：ICO141。绝缘级：B，工作方式：连续，电压220V，频率：50Hz。

Performance introduction

YC、YL series single phase asynchronous motor manufactured according with the State Standard, they are characterized with the merits of good performance in start and running, low noise, small baby easy for maintenance.The machine protection grade:IP44,cooling method:I-CO141,insulation grade:B, working type:continual,voltage:220V frequency 50Hz.

主要参数 Main parameter

型号 (№)	功率 (kw)	电流 (A)	转速 (r/min)	效率 (%)	功率因素 (cosφ)	堵转电流 额定电流	堵转转距 额定转距	最大转距 额定转距
YC90S-2	0.75	5.94	2800	70	0.82	6.5	2.5	1.8
YC90S-4	0.55	5.57	1400	65	0.69	6.5	2.5	1.8
YC90L-4	0.75	6.87	1400	69	0.73	6.5	2.5	1.8
YC90L-2	1.1	8.74	2800	72	0.82	6.5	2.5	1.8
YL90S-2	1.5	9.5	2800	76	0.94	6.0	1.7	1.7
YL90S-4	1.1	7.21	1400	75	0.93	6.0	1.7	1.7
YL90L-2	2.2	13.67	2800	77	0.95	6.0	1.7	1.7
YL90L-4	1.5	9.57	1400	75	0.95	6.0	1.7	1.7
YY6312	0.18	1.37	2800	65	0.92	8	0.4	1.7
YY6322	0.25	1.87	2800	66	0.92	7	0.4	1.7
YY6314	0.12	1.06	1400	67	0.9	3.5	0.4	1.7
YY6324	0.18	1.54	1400	59	0.9	5	0.4	1.7
YY7112	0.37	2.73	2800	67	0.92	10	0.35	1.7
YY7122	0.55	3.88	2800	70	0.92	15	0.35	1.7
YY7114	0.25	2.03	1400	61	0.92	7	0.35	1.7
YY7124	0.37	2.95	1400	62	0.92	10	0.35	1.7

Y、Y2 电动机 MOTOR

Y

Y2

性能简介

Y、Y2系列电动机是全封闭式鼠笼型三相异步电动机，具有高效、节能、起动转矩大，噪声低、振动小、可靠性高。使用维护方便等特点。

Performance introduction

The Y series is full enclosed squirrel-cage phrase asynchronous motor, it is characterized with the merits of high effciency, energy-saving, large totque, low noise, slight vibration, high reliability easy for service and maintenace.

主要参数 Main parameter

型号 (№)	功率 (kw)	电流 (A)	转速 (r/min)	效率 (%)	功率因素 (cosφ)	堵转电流 额定电流	堵转转距 额定转距	最大转距 额定转距
Y801-2	0.75	1.9	2825	75.0	0.84	6.5	2.2	2.3
Y802-2	1.1	2.6	2825	77.0	0.86	7.0	2.2	2.3
Y90S-2	1.5	3.4	2840	78.0	0.85	7.0	2.2	2.3
Y90L-2	2.2	4.8	2840	80.5	0.86	7.0	2.2	2.3
Y100L-2	3	6.4	2880	82.0	0.87	7.0	2.2	2.3
Y112M-2	4	8.2	2890	85.5	0.87	7.0	2.2	2.3
Y132S1-2	5.5	11.1	2900	85.5	0.88	7.0	2.0	2.3
Y132S2-2	7.5	15	2900	86.2	0.88	7.0	2.0	2.3
Y160M1-2	11	21.8	2930	87.2	0.88	7.0	2.0	2.3
Y160M2-2	15	29.4	2930	88.2	0.88	7.0	2.0	2.3
Y160L-2	18.5	35.5	2930	89.0	0.89	7.0	2.0	2.2
Y180M-2	22	42.2	2940	89.0	0.89	7.0	2.0	2.2
Y200L1-2	30	56.9	2950	90.0	0.89	7.0	2.0	2.2
Y200L2-2	37	69.8	2950	90.5	0.89	7.0	2.0	2.2
Y225M-2	45	83.9	2970	91.5	0.89	7.0	2.0	2.2
Y250M-2	55	102.6	2970	91.5	0.89	7.0	2.0	2.2
Y280S-2	75	139.2	2970	92.0	0.89	7.0	2.0	2.2
Y280M-2	90	166.1	2970	92.5	0.89	7.0	2.0	2.2
Y315S-2	110	203	2980	92.5	0.89	6.8	1.8	2.2
Y315M-2	132	242	2980	93.0	0.89	6.8	1.8	2.2
Y315L1-2	160	292	2980	93.5	0.89	6.8	1.8	2.2
Y315L2-2	200	365	2980	93.5	0.89	6.8	1.8	2.2
Y355M-2	250	433	2980	95.3	0.92	7.1	1.6	2.2
Y355L-2	315	544	2980	95.6	0.92	7.1	1.6	2.2
Y801-4	0.55	1.6	1390	73.0	0.76	6.0	2.4	2.3
Y802-4	0.75	2.1	1390	74.5	0.76	6.0	2.3	2.3
Y90S-4	1.1	2.7	1400	78.0	0.78	6.5	2.3	2.3
Y90L-4	1.5	3.7	1400	79.0	0.79	6.5	2.3	2.3
Y100L1-4	2.2	5.0	1420	81.0	0.82	7.0	2.2	2.3
Y100L2-4	3	6.8	1420	82.5	0.81	7.0	2.2	2.3
Y112M-4	4	8.8	1440	84.5	0.82	7.0	2.2	2.3
Y132S-4	5.5	11.6	1440	85.5	0.84	7.0	2.2	2.3
Y132M-4	7.5	15.4	1440	87.0	0.85	7.0	2.2	2.3
Y160M-4	11	22.6	1460	88.0	0.84	7.0	2.2	2.3
Y160L-4	15	30.3	1460	88.5	0.85	7.0	2.2	2.3
Y180M-4	18.5	35.9	1470	91.0	0.86	7.0	2.0	2.2

Y、Y2 主要参数 Main parameter

型号 (№)	功率 (kw)	电流 (A)	转速 (r/min)	效率 (%)	功率因素 (cosφ)	堵转电流 额定电流	堵转转距 额定转距	最大转距 额定转距
Y180L-4	22	42.5	1470	91.5	0.86	7.0	2.0	2.2
Y200L-4	30	56.8	1470	92.2	0.87	7.0	2.0	2.2
Y225S-4	37	70.4	1480	91.8	0.87	7.0	1.9	2.2
Y225M-4	45	84.2	1480	92.3	0.88	7.0	1.9	2.2
Y250M-4	55	102.5	1480	92.6	0.88	7.0	2.0	2.2
Y280S-4	75	139.7	1480	92.7	0.88	7.0	1.9	2.2
Y280M-4	90	164.3	1480	93.5	0.89	7.0	1.9	2.2
Y315S-4	110	201.0	1485	93.5	0.89	6.8	1.8	2.2
Y315M-4	132	240.0	1485	94.0	0.89	6.8	1.8	2.2
Y315L1-4	160	289.0	1485	94.5	0.89	6.8	1.8	2.2
Y315L2-4	200	361.0	1485	94.5	0.89	6.8	1.8	2.2
Y355M-4	250	443	1490	95.6	0.90	6.9	2.1	2.2
Y355L-4	315	556	1490	95.6	0.90	6.9	2.1	2.2
Y90S-6	0.75	2.3	910	72.5	0.70	5.5	2.0	2.2
Y90L-6	1.1	3.2	910	73.5	0.72	5.5	2.0	2.2
Y100L-6	1.5	4	940	77.5	0.74	6.0	2.0	2.2
Y112M-6	2.2	5.6	940	80.5	0.74	6.0	2.0	2.2
Y132S-6	3	7.2	960	83	0.76	6.5	2.0	2.2
Y132M1-6	4	9.4	960	84	0.77	6.5	2.0	2.2
Y132M2-6	5.5	12.6	960	85.3	0.78	6.5	2.0	2.2
Y160M-6	7.5	17	970	86	0.78	6.5	2.0	2.0
Y160L-6	11	24.6	970	87	0.78	6.5	2.0	2.0
Y180L-6	15	31.4	970	89.5	0.81	6.5	1.8	2.0
Y200L1-6	18.5	37.7	970	89.8	0.83	6.5	1.8	2.0
Y200L2-6	22	44.6	970	90.2	0.83	6.5	1.8	2.0
Y225M-6	30	59.5	980	90.2	0.85	6.5	1.7	2.0
Y250M-6	37	72	980	90.8	0.86	6.5	1.8	2.0
Y280S-6	45	85.4	980	92	0.87	6.5	1.8	2.0
Y280M-6	55	104.4	980	92	0.87	6.5	1.8	2.0
Y315S-6	75	141	987	92.8	0.87	6.5	1.6	2.0
Y315M-6	90	169	987	93.2	0.87	6.5	1.6	2.0
Y315L1-6	110	205	987	93.5	0.87	6.5	1.6	2.0
Y315L2-6	132	246	987	93.8	0.87	6.5	1.6	2.0
Y355M1-6	160	292	990	94.5	0.88	6.7	1.9	2.0
Y355M2-6	200	365	990	94.7	0.88	6.7	1.9	2.0
Y355L-6	250	455	990	94.9	0.88	6.7	1.9	2.0
Y132S-8	2.2	5.8	710	80.5	0.71	5.5	2.0	2.0
Y132M-8	3	7.7	710	82	0.72	5.5	2.0	2.0
Y160M1-8	4	9.9	720	84	0.73	6.0	2.0	2.0
Y160M2-8	5.5	13.3	720	85	0.74	6.0	2.0	2.0
Y160L-8	7.5	17.7	720	86	0.75	5.5	2.0	2.0
Y180L-8	11	24.8	730	87.5	0.77	6.0	1.7	2.0
Y200L-8	15	34.1	730	88	0.76	6.0	1.8	2.0
Y225S-8	18.5	41.3	730	89.5	0.76	6.0	1.7	2.0
Y225M-8	22	47.6	730	90	0.78	6.0	1.8	2.0
Y250M-8	30	63	730	90.5	0.80	6.0	1.8	2.0
Y280S-8	37	78.2	740	91	0.79	6.0	1.8	2.0
Y280M-8	45	93.2	740	91.7	0.80	6.0	1.8	2.0
Y315S-8	55	114	740	92	0.80	6.5	1.6	2.0
Y315M-8	75	152	740	92.5	0.81	6.5	1.6	2.0
Y315L1-8	90	179	740	93	0.82	6.5	1.6	2.0
Y315L2-8	110	218	740	93.3	0.82	6.3	1.6	2.0
Y355M1-8	132	261	740	93.7	0.82	6.4	1.8	2.0
Y355M2-8	160	315	740	94.2	0.82	6.4	1.8	2.0
Y355L-8	200	387	740	94.5	0.83	6.4	1.8	2.0

兴益风机 XY双速电动机外接控制线路原理图

Control Circuit Figures Of XY Doable-seed Motor

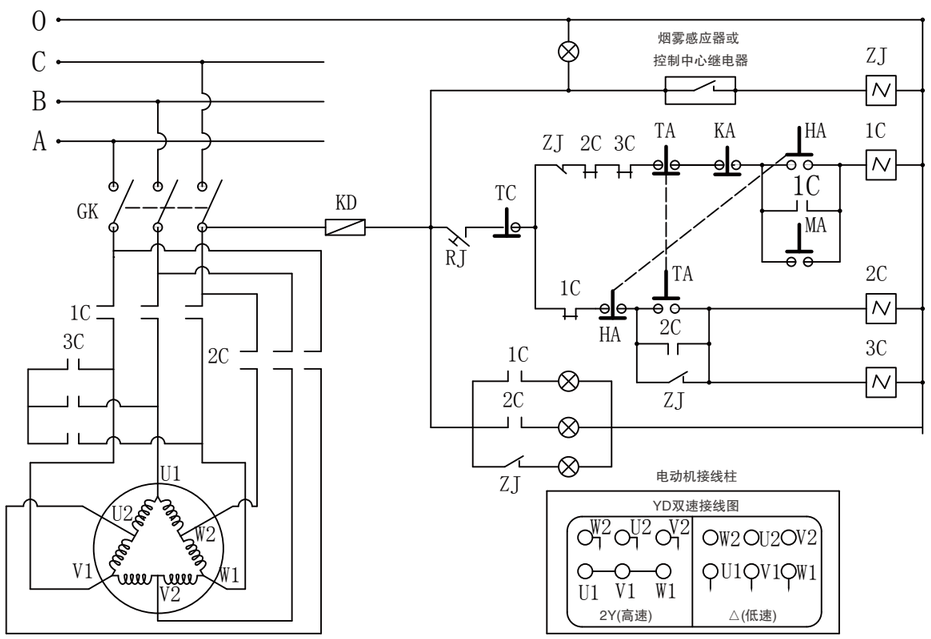

控制线路电器元件说明表

序号	风机配用电动机型号	电动机功率	GK 空气开关	交流接触器 1C及2C	交流接触器 3C	一次线路铜芯线截面积	其它电器元件说明
1	YD100L2-4/2	2.4/3kw	CZ100/30 16A	CJ10—20A	CJ10—10A	2.0mm²	TA、HA按钮:（常开、常闭二对触头); ZJ:继电器5A; RJ:热继电器; KA、MA:远程操作低速起动运行按钮。
2	YD132S-4/2	4.5/5.5kw	CZ100/30 20A			2.5mm²	
3	YD160M-6/4	6.5/8kw	CZ100/30 30A	CJ10—40A	CJ10—20A	4.0mm²	
4	YD160M-6/4	6.5/8kw				4.0mm²	
5	YD160L1-6/4	9/11kw	CZ100/30 40A			6.0mm²	
6	YD160L-6/4	9/11kw				6.0mm²	
7	YD200L1-8/6	8/17kw	CZ100/30 60A	CJ10—60A	CJ10—40A	8.0mm²	
8	YD200L1-8/2	8/17kw	CZ100/30 80A	CJ10—80A	CJ10—40A	10mm²	
9	YD180L-8/4	12/17kw				10mm²	
10	YD180L-8/4	12/15kw	CZ100/30 100A	CJ10—100A	CJ10—40A	12mm²	

电气原理说明：

①按下按钮HA时，1C吸合，2C及3C断开，电动机按△形接法，低速起动运行；
②按下按钮TA时，2C吸合，3C吸合，1C断开，电动机按2Y形接法，高速运行；
③多速电动机凡低速功率超过10kw应加装自耦调压器降压起　　动。
④此图仅供用户参考接线，电动机接线柱图中2Y(高速)表示“3C”　吸合状态，无需在接线柱加连接板。

风机出风口角度位置图（站在电器前端看）

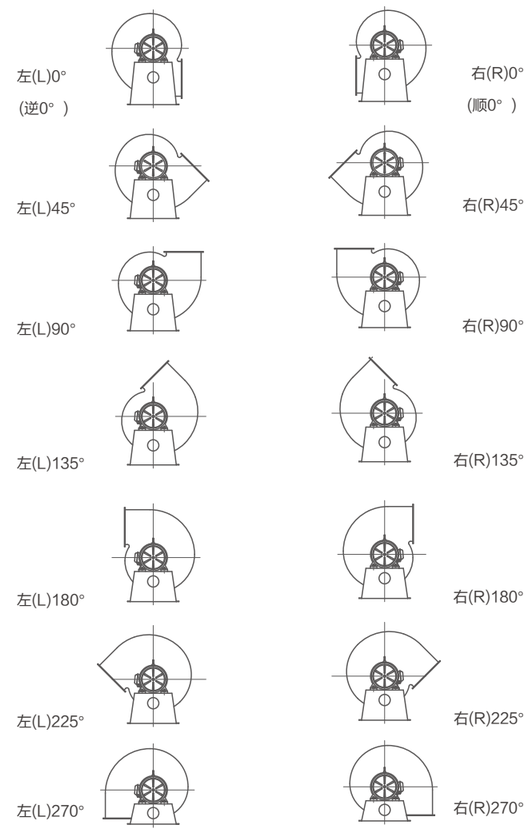

左旋：
从电机端或传动组端正视逆视针方向旋转
Left-rotated: Watching the motorby side the impellers rotate anti-clockwise

右旋：
从电机端或传动组端正视顺视针方向旋转
Right--rotated: Watching the motor by side the impellers rotate clockwise

大功率电动机机星-三角起动控制线路原理图

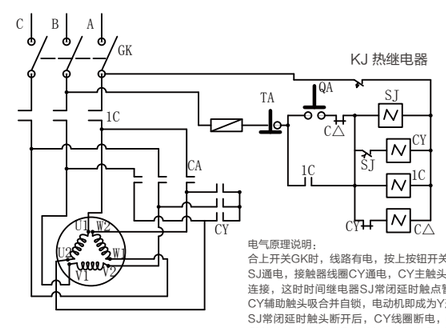

电气原理说明：
合上开关GK时，线路有电，按上按钮开关QA后，时间继电器SJ通电，接触器线圈CY通电，CY主触头吸合，电机成为Y形连接，这时时间继电器SJ常闭延时触点暂时还未断开，由于CY辅助触头吸合并自锁，电动机即成为Y形连接起动运转；当SJ常闭延时触头断开后，CY线圈断电，CY主触头断开，但CY常闭触头闭合使C△接触器通电，C△吸合后使电动机成为△形接法，投入正常运转。

风机的传动方式

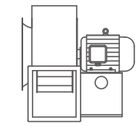

A式传动:风机无附加轴承支承，
叶轮与电机直联传动。如:4-72№5A

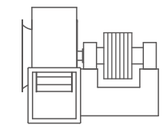

B式传动:风机叶轮悬臂支承，
带轮在两轴承之间的V型带传动。如:4-72№16B

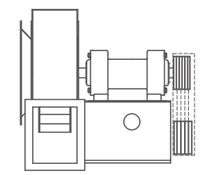

C式传动:风机叶轮悬臂支承，
带轮在两轴承之外的V型带传动。如:Y5-47№8C

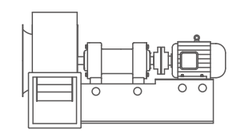

D式传动:风机叶轮悬臂支承，
联轴器传动。如:9-19№16D

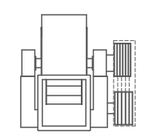

E式传动:风机叶轮双点支承，
带轮在两轴承之外的V型带传动。如:4-79№16E

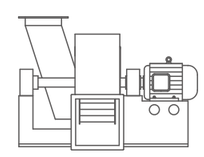

F式传动:风机叶轮双点支承，
联轴器传动，带进气箱。如:6-39№30F

工程实例 Project examples

水泥厂工程

中国航空技术北京有限公司（委内瑞拉INVECEM项目）
中国中材国际工程股份有限公司-天津院（新疆达坂城项目）
中国中材国际工程股份有限公司-南京院（南非、尼日利亚项目）
葛洲坝嘉鱼水泥有限公司
中节能工业节能有限公司（拉法基河底岗项目）
华源创世(北京)工程科技有限公司（伊朗项目）
贵州金正大生态工程有限公司
江苏恒远国际集团有限公司（俄罗斯奔萨项目）
广西华润经水河水泥有限公司
浙江三狮集团嘉兴水泥有限公司
广东佛山三水北江实业有限公司
广东海得堡越堡水泥有限公司
中国中材东方国际贸易有限公司（叙利亚UCG项目）
溧阳中材重型机器有限公司
南京凯盛水泥技术工程有限公司（沙特项目）
中国建材装备有限公司（土耳其项目）
成都建筑材料工业设计研究院（多哥项目）
中材建设有限公司（尼日利亚项目）
平顶山飞翔环保有限公司

玻璃造纸行业

中国凯盛国际工程有限公司（印尼项目）
山东晨鸣纸业
秦皇岛玻璃有限公司
浙江光宇集团玻璃有限公司
河南洛阳玻璃厂
中国建材国际工程有限公司（埃塞俄比亚玻璃生产线）

冶金、钢铁、化工行业

大冶有色金属股份有限公司
江西贵溪铜业有限责任公司
内蒙巴彦淖尔紫金有色金属有限公司
内蒙赤峰库博红烨锌业有限公司
山东阳谷祥光铜业有限公司
云南省铜业股份有限公司
山东寿光巨能特钢有有限公司
酒泉钢铁集团有限公司
鞍山钢铁集团有限公司
本溪钢铁集团有限公司
福建三钢闽光股份有限公司
云南锡业
云南蒙自銦锌工程
昆钢嘉华
浙江巨化股份有限公司(氟聚厂)

电厂项目

合肥诚安机电工程有限公司75十流化床
河南郑州发电厂
河南洛阳发电厂
广东韶关发电厂
河北长城水泥厂余 热电厂
浙江台州发电厂
浙江宁波镇海发电有限责任公司
浙江嘉兴热电厂

消防风机

浙江五洲国际大酒店
唐山百货大楼
郑州国宾酒店
北京中华饭店
北京石苑大酒店
豫南风都大酒店
四川成都望江大酒店
杭州大厦
温岭行政中心
宁波开元大酒店
吉林国际大酒店
浙江饭店
台州景观花园
温岭市委党校
上海通用烟台工厂
西安香格里拉大酒店
温州泰安大酒店
山东烟台广电中心

酒店

发电厂

水泥厂

钢铁厂

排油烟大王

您酒店、食堂排油烟的最佳选择
lampblack Tai Wong

XYF-I B型排油烟
低噪声高效离通风机

XYF-Ⅱ A型排油烟
低噪声高效离通风机

CF4-85型厨房专用

SFT防油烟

CF4-88 Ⅱ型高效
排油烟离心通风机

XYG防油烟强力排风扇

CF-11 A型多翼式
低噪声离心风机

11-62 A型多翼式
低噪声离心风机

DF(HTFC) A型消防通风
两用低噪声离心风机箱

备忘录 Memo